

論文 / 著書情報
Article / Book Information

| | |
|-------------|--|
| Title | Synchrony of limit-cycle oscillators induced by random external impulses |
| Authors | Hiroya Nakao, Kensuke Arai, Ken Nagai, Yasuhiro Tsubo, Yoshiki Kuramoto |
| Citation | Physical Review E, Vol. 72, No. 2, pp. 026220 |
| Pub. date | 2005, 8 |
| Journal URL | http://journals.aps.org/pre/ |
| Copyright | Copyright (C) 2005 American Physical Society |

Synchrony of limit-cycle oscillators induced by random external impulses

Hiroya Nakao,* Ken-suke Arai, and Ken Nagai

Department of Physics, Kyoto University, Kyoto 606-8502, Japan

Yasuhiro Tsubo

RIKEN Brain Science Institute, 2-1 Hirosawa, Wako, Saitama 351-0198, Japan

Yoshiki Kuramoto

Department of Mathematics, Hokkaido University, Hokkaido 060-0810, Japan

(Received 13 May 2005; published 24 August 2005)

The mechanism of phase synchronization between uncoupled limit-cycle oscillators induced by common random impulsive forcing is analyzed. By reducing the dynamics of the oscillator to a random phase map, it is shown that phase synchronization generally occurs when the oscillator is driven by weak random impulsive forcing in the limit of large interimpulse intervals. The case where the interimpulse intervals are finite is also analyzed perturbatively for small impulse intensity. For weak Poisson impulses, it is shown that the phase synchronization persists up to the first order approximation.

DOI: [10.1103/PhysRevE.72.026220](https://doi.org/10.1103/PhysRevE.72.026220)

PACS number(s): 05.45.-a, 82.40.Bj, 05.40.-a

I. INTRODUCTION

When a limit-cycle oscillator is driven weakly by the same temporal sequence of fluctuating forcing, its phase tends to exhibit the same dynamics repetitively among different experimental trials, even if small external disturbances distinguish each experimental trial. For example, a cortical neuron generates spikes more reproducibly when it receives a fluctuating input current rather than a constant input current [1–3]. This fluctuation-induced reproducibility of a single oscillator can be interpreted as phase synchronization between uncoupled oscillators driven by common random forcing, because repeated measurements on a single oscillator is equivalent to a single measurement on multiple identical oscillators. It indicates the existence of a physical mechanism that statistically stabilizes the limit-cycle orbit in the phase direction by fluctuating forcing.

There have been a variety of studies regarding this phenomenon [4–12]. Among them, Teramae and Tanaka [10] made significant progress in understanding its universality from the viewpoint of nonlinear dynamics. Using the Stratonovich-Langevin equation resulting from the phase reduction method [13–15], they generally proved that limit-cycle oscillators always synchronize in phase when they are driven by vanishingly weak Gaussian-white forcing (see also Goldobin and Pikovsky [12]). Independently, we also analyzed this phenomenon in a different setting [11]. We assumed simple random telegraphic forcing to the oscillator that switches between two values randomly, which is not necessarily vanishingly small. We reduced the dynamics of the system to a pair of random maps, and generally showed that the oscillators always synchronize in phase when the phase map is monotonic.

In this paper, we consider yet another model of fluctuation-induced phase synchronization. Specifically, we assume the external forcing to be random impulses. Such a model has wide applications to various natural phenomena, since impulsive force is abundant in nature [16]. For example, a cortical neuron interacts with other neurons via spike trains, which are modeled as impulses in the simplest approximation [17]. Within this model, we can generally prove that the oscillators actually undergo fluctuation-induced phase synchronization in the limit of large interimpulse intervals.

In addition, we can also discuss the case where the interimpulse interval is finite within this model. Both of the previous analyses in Refs. [10,11] assumed that the phase distribution of the oscillator is completely uniform on the limit cycle, which corresponds to the assumption of vanishingly weak or infinitely slow-switching external forcing. However, in practical situations, such assumptions may not be valid, and the phase distribution would generally be nonuniform. Thus the effect of nonuniform phase distribution on the phase synchronization should be assessed. By developing a perturbation theory for weak impulse intensity, we discuss the effect of slight nonuniformity of the phase distribution on the phase synchronization. Especially, we will show that the phase synchronization persists even if the phase distribution becomes slightly nonuniform for the Poisson impulses.

Our analysis presented in this paper will extend the class of fluctuation-driven limit-cycle oscillators that exhibit phase synchronization, and will provide deeper insight into this phenomenon.

This paper is organized as follows: In Sec. II, a general model of impulse-driven limit-cycle oscillators is introduced, and phase synchronization is demonstrated using two typical limit-cycle oscillators. In Sec. III, reduction of the dynamics of impulse-driven oscillators to a random phase map is presented. In Sec. IV, stability in the phase direction is analyzed in the case where the phase distribution is uniform. In Sec. V, effect of nonuniformity of the phase distribution is analyzed

*Corresponding author. Electronic address: nakao@ton.scphys.kyoto-u.ac.jp

perturbatively for small impulse intensity. Finally, Sec. VI gives the summary.

II. PHASE SYNCHRONIZATION INDUCED BY RANDOM EXTERNAL IMPULSES

In this section, we first explain the equivalence between synchrony of multiple uncoupled noisy oscillators and reproducibility of a single noisy oscillator. We then introduce a general model of uncoupled limit-cycle oscillators driven by common random impulsive forcing, which we will analyze in later sections. Then, before going into a general theory, we numerically demonstrate phase synchronization induced by random impulsive forcing using two typical models of limit-cycle oscillators, and briefly comment on its mechanism.

A. Equivalence between synchrony and reproducibility

In this paper, we consider an ensemble of uncoupled noisy limit-cycle oscillators driven by common random impulsive forcing. Due to the noise that is independently given to each oscillator, the oscillators never synchronize without external forcing. However, as we demonstrate below, these uncoupled noisy oscillators can be synchronized by applying external random forcing commonly to all the oscillators. Now, it is known that when a single noisy oscillator is driven by the same temporal sequence of external random forcing, it tends to exhibit the same dynamics repetitively among different experimental trials, even under the influence of external disturbance that is different at each trial [1–12]. Since repeated measurements on a single noisy oscillator using the same temporal sequence of external forcing is equivalent to a single measurement on multiple identical noisy oscillators driven by common external forcing, these two seemingly different situations are physically equivalent. The mechanism responsible for these phenomena is the statistical stabilization of the limit-cycle orbit in the phase direction by fluctuating forcing, which we analyze in this paper for the case of random impulsive forcing.

B. General model

We consider an ensemble of N identical limit-cycle oscillators driven by common random impulsive forcing and also subject to mutually independent external noises in the following general form:

$$\dot{\mathbf{X}}_i(t) = \mathbf{F}(\mathbf{X}_i(t)) + \mathbf{I}(t) + \boldsymbol{\zeta}_i(t) \quad (1)$$

for $i=1, \dots, N$, where $\mathbf{X}_i(t)$ is the internal state of the i th oscillator at time t , \mathbf{F} is the intrinsic dynamics of each oscillator, $\mathbf{I}(t)$ is the external random impulsive forcing common to all the oscillators, and $\boldsymbol{\zeta}_i(t)$ is a mutually independent weak Gaussian-white noise that represents the effect of external disturbances. We assume that Eq. (1) has a single stable limit-cycle solution $\mathbf{X}_0(t)$ in the absence of the forcing $\mathbf{I}(t)$ and the noise $\boldsymbol{\zeta}_i(t)$, whose basin of attraction is the entire phase space except some unstable fixed points. The impulsive forcing $\mathbf{I}(t)$ is given by

$$\mathbf{I}(t) = \sum_{n=1}^{\infty} \mathbf{e}_n \delta(t - t_n), \quad (2)$$

where t_1, t_2, \dots are occurrence times of the random impulses, and $\mathbf{e}_1, \mathbf{e}_2, \dots$ are random vectors representing the “direction” of the impulses. When the oscillator receives an impulse at $t=t_n$, its state \mathbf{X}_i is suddenly kicked by a random displacement \mathbf{e}_n to a new state $\mathbf{X}_i + \mathbf{e}_n$. We assume that the Gaussian-white noise $\boldsymbol{\zeta}_i(t)$ is mutually independent and zero mean, whose correlation is specified by

$$\langle \boldsymbol{\zeta}_i(t) \boldsymbol{\zeta}_j(t') \rangle = \mathbf{D} \delta_{i,j} \delta(t - t'), \quad (3)$$

where \mathbf{D} is a diagonal matrix that determines the intensity of the noise.

We assume that the direction of the impulse \mathbf{e} is mutually independent and identically distributed. We denote its probability density by $Q(\mathbf{e})$, which is normalized as $\int d\mathbf{e} Q(\mathbf{e}) = 1$. We also assume the interval T between two successive impulses to be independent and identically distributed. We denote its probability density function by $P(T)$, which is normalized as $\int_0^{\infty} dT P(T) = 1$. We further assume the intervals to be sufficiently long such that the orbit kicked away from the limit cycle by an impulse can return to the limit cycle before the next impulse. This is the necessary condition for the phase description of the oscillator, which we adopt in the following discussion. The time needed for this process of course depends on the property of the oscillator and on the intensity of the impulses, which is very roughly of the order of the period of the limit cycle.

In this paper, we mainly consider random impulses generated by a Poisson process. Then Eqs. (1) and (2) describe a Poisson-driven Markov process [16,18]. In the Poisson process, an impulse is generated with probability ν in an infinitesimal time interval Δt . The probability density $P(T)$ of the interimpulse interval T is given by the exponential distribution

$$P(T) = \frac{1}{\tau} \exp\left(-\frac{T}{\tau}\right), \quad (4)$$

where $\tau = \nu^{-1}$ determines the mean interimpulse interval. Of course, in this Poisson case, there exists a certain probability that the generated interval becomes shorter than the above-mentioned return time of a kicked orbit to the limit cycle. In such a case, the phase description fails to approximate the true dynamics precisely. However, when τ is sufficiently large, such probability becomes small, and the phase description will be a good approximation statistically.

The probability density of the impulse direction $Q(\mathbf{e})$ should be chosen properly depending on the problem under consideration. For example, when we consider neural oscillators, usually only the membrane potential can be stimulated experimentally by a current injection. Therefore the random vector \mathbf{e} has only one nonzero element corresponding to the voltage component of \mathbf{X} , and we only need to consider one-dimensional probability density $Q(\sigma)$, where σ is the intensity of the current impulse. In the following examples, we only treat the case where the impulse can take a single fixed direction and intensity \mathbf{e}_0 , namely $Q(\mathbf{e}) = \delta(\mathbf{e} - \mathbf{e}_0)$, but we

present our theory in a general form such that it can also be applicable to the case where the impulse takes various directions and intensities.

C. Examples

1. Stuart-Landau oscillator

Our first example is an ensemble of noisy Stuart-Landau oscillators [14] driven by common Poisson impulsive forcing with fixed intensity. The Stuart-Landau oscillator is the simplest limit-cycle oscillator, which is derived as a normal form of the supercritical Hopf bifurcation [14]. The model is described by

$$\dot{C}_i(t) = (1 + ic_0)C_i - (1 + ic_2)|C_i|^2 C_i + I(t) + \zeta_i(t) \quad (5)$$

for $i=1, \dots, N$, where C_i is the complex amplitude of the i th oscillator, c_0 and c_2 are real parameters, $I(t)$ represents the Poisson impulsive forcing common to all the oscillators, and $\zeta_i(t)$ is a mutually independent complex Gaussian-white noise. For simplicity, we drive only the real part of C_i by the impulsive forcing $I(t)$, which is given by

$$I(t) = \sigma \sum_{n=1}^{\infty} \delta(t - t_n), \quad (6)$$

where the real parameter σ represents the intensity of the impulses, t_n the occurrence times of the impulse, and δ the Dirac's delta function. The impulses are generated by a Poisson process with mean interimpulse interval τ . When the oscillator receives an impulse, its real component $\text{Re } C_i$ suddenly jumps by an amount σ . It is assumed that the complex Gaussian-white noise $\zeta_i(t)$ has zero mean, and whose correlation is specified by

$$\begin{aligned} \langle \text{Re } \zeta_i(t) \text{Re } \zeta_j(t') \rangle &= D \delta_{ij} \delta(t - t'), \\ \langle \text{Im } \zeta_i(t) \text{Im } \zeta_j(t') \rangle &= D \delta_{ij} \delta(t - t'), \\ \langle \text{Re } \zeta_i(t) \text{Im } \zeta_j(t') \rangle &= 0, \end{aligned} \quad (7)$$

where D determines the noise intensity. We fix the parameters at $c_0=2$, $c_2=-1$, $\tau=2$, and $\sqrt{D}=10^{-3}$.

We initially set the phase θ_i of each oscillator uniformly and randomly on $[0, 1]$ (see the next section for the precise definition of the "phase"), where the zero-crossing point of C_i from $\text{Im } C_i < 0$ to $\text{Im } C_i > 0$ is chosen as the origin of phase, $\theta_i=0$. We then evolve the oscillators under the influence of the common Poisson impulsive forcing and independent weak Gaussian-white noises. Figure 1(a) plots a typical realization of the zero-crossing events for $N=50$ Stuart-Landau oscillators by bars (so-called raster plot) at $\sigma=0$, and Fig. 1(b) plots a typical realization of the zero-crossing events at $\sigma=0.1$. In each of the figures, the oscillators are driven by a single realization of the Poisson impulsive forcing and 50 independent Gaussian white noises, and initial transient is discarded. It can be seen that the oscillators synchronize in phase when $\sigma=0.1$, whereas they do not synchronize at all when $\sigma=0$. To quantify the degree of synchronization, we introduce an order parameter [14]

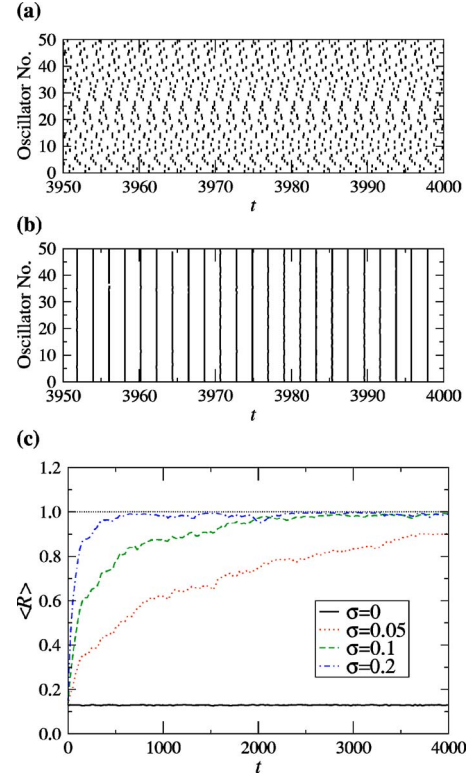


FIG. 1. (Color online) Synchronization of 50 Stuart-Landau oscillators driven by external impulses. (a) Zero-crossing events at $\sigma=0$ and (b) at $\sigma=0.1$. (c) Time sequence of the averaged modulus $\langle R \rangle$ of the order parameter calculated at $\sigma=0, 0.05, 0.1$, and 0.2 .

$$R \exp(2\pi i \Theta) = \frac{1}{N} \sum_{i=1}^N \exp(2\pi i \theta_i) \quad (8)$$

using phase θ_i of each oscillator. The modulus R of this order parameter takes $R=1$ for complete synchronization and $R=0$ for complete desynchronization. Figure 1(c) displays temporal evolution of the modulus $\langle R \rangle$ averaged over 50 realizations of the Poisson impulsive forcing using different initial conditions of the phase. It gradually increases from a small value to 1 when $\sigma=0.05$ and $\sigma=0.1$, while it constantly takes a small value when $\sigma=0$. Thus the uncoupled Stuart-Landau oscillators driven by common Poisson impulsive forcing synchronize in phase even if the oscillators are independently subject to small external disturbances.

2. Hodgkin-Huxley model

Our second example is an ensemble of the Hodgkin-Huxley neural oscillators [17] driven by common Poisson impulsive forcing with fixed intensity. It is given by the following set of equations [17]:

$$\begin{aligned} C_m \dot{V}_i(t) &= G_{Na} m_i^3 h_i (E_{Na} - V_i) + G_K n_i^4 (E_K - V_i) \\ &\quad + G_m (V_{rest} - V_i) + I_0 + I(t) + \xi_i(t), \\ \dot{m}_i(t) &= \alpha_m (1 - m_i) - \beta_m m_i, \\ \dot{h}_i(t) &= \alpha_h (1 - h_i) - \beta_h h_i, \end{aligned} \quad (9)$$

$$\dot{n}_i(t) = \alpha_n(1 - n_i) - \beta_n n_i,$$

for $i=1, \dots, N$, where V_i represents the membrane potential of the i th neural oscillator, m_i and h_i the activation of its sodium channel, and n_i the activation of the potassium channel, I_0 the constant input current, $I(t)$ the random impulsive forcing, and $\xi_i(t)$ the mutually independent Gaussian-white noise. Parameters G_{Na} , G_K , and G_m represent conductances of the channels, E_{Na} and E_K represent their reversal potentials, and V_{rest} represents the rest voltage. α_x and β_x ($x=m, h, n$) are rate constants that are given by the following equations:

$$\alpha_m = \frac{0.1(25 - v)}{\exp\left(\frac{25 - v}{10}\right) - 1}, \quad \beta_m = 4 \exp\left(-\frac{v}{18}\right),$$

$$\alpha_h = 0.07 \exp\left(-\frac{v}{20}\right), \quad \beta_h = \frac{1}{\exp\left(\frac{30 - v}{10}\right) + 1},$$

$$\alpha_n = \frac{0.01(10 - v)}{\exp\left(\frac{10 - v}{10}\right) - 1}, \quad \beta_n = 0.125 \exp\left(-\frac{v}{80}\right). \quad (10)$$

The parameters are fixed at the standard values presented in the textbook [17], i.e., $G_{Na}=120$ mS/cm², $E_{Na}=115$ mV, $G_K=36$ mS/cm², $E_K=-12$ mV, $G_m=0.3$ mS/cm², $V_{rest}=10.613$ mV, and $C_m=1$ μ F/cm². We fix the constant input at $I_0=11$ nA. When the forcing $I(t)$ and the noise $\xi_i(t)$ are absent, this model exhibits stable limit-cycle oscillation. The random impulsive forcing is given by

$$I(t) = \sigma \sum_{n=1}^{\infty} \delta(t - t_n) \times 1 \text{ nA}, \quad (11)$$

where σ determines its intensity (σ itself is dimensionless). The impulses are generated by a Poisson process with mean interimpulse interval $\tau=100$ ms. The Gaussian-white noise $\xi_i(t)$ representing external disturbance has zero mean and intensity D , which is applied only to the V_i component for simplicity. We fix the noise intensity at $\sqrt{D}=10^{-3}$ nA hereafter. We define the zero-crossing event (“firing event”) of this Hodgkin-Huxley neural oscillator as the moment at which the variable V_i changes its sign from $V_i < 0$ mV to $V_i > 0$ mV. We take this point as the origin of phase, and define a phase along the limit cycle [13,14].

As in the previous case, we set the initial phase of the Hodgkin-Huxley oscillators randomly, and evolve them under the effect of the common Poisson impulsive forcing and independent Gaussian-white noises. Figure 2(a) displays a typical realization of zero-crossing events for an ensemble of 50 Hodgkin-Huxley neural oscillators at $\sigma=0$, and Fig. 2 displays a typical realization of zero-crossing events at $\sigma=2$. In each of the figures, the oscillators are driven by a single realization of the Poisson impulsive forcing and 50 independent Gaussian-white noises, and initial transient is discarded. The zero-crossing events well coincide with each

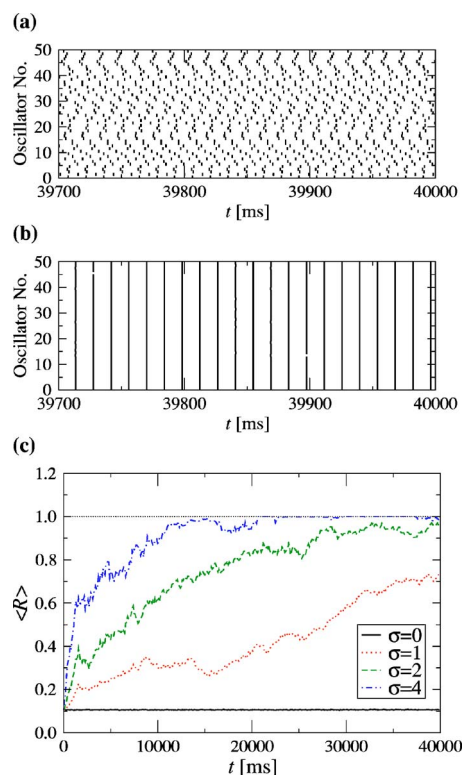


FIG. 2. (Color online) Synchronization of 50 Hodgkin-Huxley neural oscillators driven by external impulses. (a) Zero-crossing events at $\sigma=0$ and (b) at $\sigma=2$. (c) Time sequence of the averaged modulus $\langle R \rangle$ of the order parameter calculated at $\sigma=0, 1, 2$, and 4.

other when $\sigma=2$, i.e., the oscillators synchronize in phase after the initial transient. Of course, they do not synchronize at all when $\sigma=0$. Figure 2(c) shows temporal evolution of the modulus $\langle R \rangle$ of the order parameter averaged over 20 realizations of the Poisson impulsive forcing at several values of the impulse intensity σ . When σ takes 1, 2, or 4, phase synchronization occurs and $\langle R \rangle$ gradually increases from a small value to 1.

It is also possible to observe impulse-induced desynchronization in this model by choosing the impulse intensity appropriately as shown in Fig. 3(a), where zero-crossing events of 50 Hodgkin-Huxley neural oscillators are plotted using a single realization of the Poisson impulsive forcing and the Gaussian-white noises. In this case, the external constant input is set at $I_0=9.8$ nA, the intensity of the impulse at $\sigma=6$, and the interimpulse interval at $\tau=50$ ms. The phase of each oscillator is initially set at roughly the same value, except tiny additional fluctuations of order 0.1. As can be seen in Fig. 3(b), the phase of the oscillators is strongly scattered occasionally, and correspondingly the order parameter drops. Thus initial tiny phase differences among the oscillators can also be enhanced by the impulsive forcing.

D. On the mechanism of impulse-induced phase synchronization

The mechanism of phase synchronization induced by common random forcing is basically a single-oscillator prob-

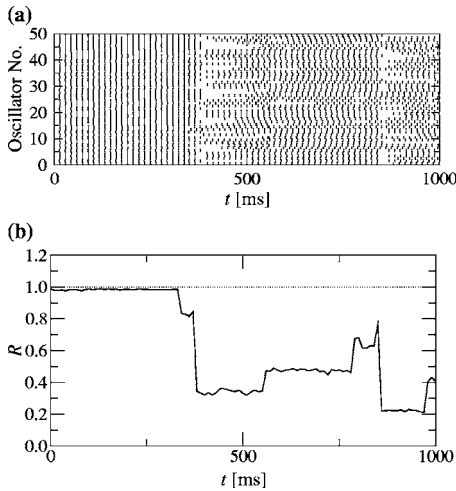


FIG. 3. Desynchronization of 50 Hodgkin-Huxley neural oscillators induced by external impulses. (a) Zero-crossing events. (b) Temporal sequence of the modulus R of the corresponding order parameter.

lem, though we consider an ensemble of uncoupled oscillators in the above examples. The origin of the phase synchronization is the local stabilization of each limit cycle in the phase direction due to the random impulsive forcing. Namely, small phase disturbance of a single oscillator shrinks statistically, as we formulate in the following sections by reducing the dynamics of each oscillator to a random phase map. At the same time, it indicates the suppression of small difference in phase between any pair of oscillators. Due to the external impulses and the noises, the phase of each oscillator diffuses on the limit cycle in addition to the constant rotation. Once two phase variables of any pair of the oscillators take close values accidentally, their difference can no longer grow but shrinks statistically due to the local stability, leading to the synchrony of the entire ensemble. This mechanism has certain similarity to that of chaos synchronization induced by common random forcing [19–22].

In the second example, we demonstrated that external impulses do not only lead to phase synchronization but can also cause phase desynchronization. Though we mainly focus on phase synchronization in this paper, this fact is important in understanding that fluctuation-induced phase synchronization is not a trivial phenomenon but has some subtleties. (See Tass [23] for a detailed discussion on the desynchronization of phase oscillators induced by an impulse.)

III. REDUCTION TO A RANDOM PHASE MAP

In order to analyze the stability in the phase direction, we first reduce the dynamics of our impulse-driven limit-cycle oscillator to a random phase map. Since the Gaussian-white noise $\zeta_i(t)$ in Eq. (1) representing the effect of external disturbances is not important in the stability analysis, we omit this term in the following discussion.

A. Random phase map

Following the standard procedure [13,14], we define a phase $\theta = \theta(\mathbf{X}_0)$ along the limit-cycle orbit $\mathbf{X}_0(t)$ in such a

way that θ increases with a constant angular velocity ω . The phase θ is normalized by the period of the limit cycle, so that its range is $[0, 1]$ where 0 and 1 represent the same phase. This definition of phase can be extended to the entire phase space except at phase-singular points, yielding a phase field $\theta(\mathbf{X})$. It is achieved by identifying a point P in the phase space with a point Q right on the limit cycle in such a way that the two orbits started from P and Q asymptotically coincide. A set of points that have equal phase is called an isochron. The entire phase space is composed of isochrons with various phase.

In the absence of external impulses and noises, the phase $\theta(t) = \theta(\mathbf{X}(t))$ obeys

$$\dot{\theta}(t) = \omega \quad (12)$$

on the entire phase space (except at phase-singular points). When the external impulses are given, the orbit is perturbed. Let us assume that the orbit is on the limit cycle at time $t = t_n - 0$, i.e., immediately before the n th impulse (we say the orbit is “on” the limit cycle when it is sufficiently close to the limit cycle). We denote its location by $\mathbf{X}_0(t_n - 0)$ and its phase by $\theta_n = \theta(t_n - 0)$. We also denote the interval between the n th impulse and the next $(n+1)$ th impulse by $T_n = t_{n+1} - t_n$. When the oscillator receives an impulse $\mathbf{e}_n \delta(t - t_n)$ at $t = t_n$, the orbit is kicked off the limit cycle and jumps to a new phase-space point as

$$\mathbf{X}(t_n + 0) = \mathbf{X}_0(t_n - 0) + \mathbf{e}_n. \quad (13)$$

This new phase-space point $\mathbf{X}(t_n + 0)$ is on a certain isochron of the limit cycle, whose phase we denote by ϕ_n (unless it is kicked exactly onto the phase-singular point, which rarely occurs). We represent this mapping from θ_n to ϕ_n by

$$\phi_n = F(\theta_n, \mathbf{e}_n) = \theta_n + G(\theta_n, \mathbf{e}_n), \quad (14)$$

which we call a “phase map” hereafter. In the second expression, we split $F(\theta_n, \mathbf{e}_n)$ into the trivial part θ_n that exists even without any impulses, and the nontrivial part $G(\theta_n, \mathbf{e}_n)$ arising from the impulse. Since $F(\theta, \mathbf{e})$ is a phase map, it is a periodic function on $[0, 1]$. Therefore $F(1, \mathbf{e}) = F(0, \mathbf{e})$ and $G(0, \mathbf{e}) = G(1, \mathbf{e})$ should hold (we should treat them in modulo 1). As we discuss later, the above rule gives rise to an impulse-driven phase equation of the Ito type [16,18].

After the arrival of the n th impulse, the oscillator evolves freely with no external impulses from $t = t_n + 0$ to $t = t_{n+1} - 0$ for an interval of $T_n = t_{n+1} - t_n$, and the phase changes from ϕ_n to $\phi_n + \omega T_n$ during this interval. If T_n is sufficiently large, the orbit evolves from $\mathbf{X}(t_n + 0)$ to a new point $\mathbf{X}_0(t_{n+1} - 0)$ on the limit cycle.

Thus corresponding to the evolution of the variable $\mathbf{X}_0(t_n - 0) \rightarrow \mathbf{X}(t_n + 0) \rightarrow \mathbf{X}_0(t_{n+1} - 0)$ from $t = t_n - 0$ to $t = t_{n+1} - 0$, the phase evolves as $\theta_n \rightarrow \phi_n \rightarrow \phi_n + \omega T_n$. Hence we obtain the following evolution equation of the phase:

$$\theta_{n+1} = \omega T_n + F(\theta_n, \mathbf{e}_n) = \theta_n + \omega T_n + G(\theta_n, \mathbf{e}_n). \quad (15)$$

Since T_n and \mathbf{e}_n are random variables whose probability density functions are given by $P(T)$ and $Q(\mathbf{e})$ respectively, this equation describes a random map. When we consider Poisson random impulses, the time step n roughly corresponds to

the real time t as $n \simeq t/\tau$, because the mean interimpulse interval is τ .

If we go back to the continuous description, the dynamics of the phase θ can be written as

$$\dot{\theta}(t) = \omega + \sum_{n=1}^{\infty} G(\theta_n, \mathbf{e}_n) \delta(t - t_n). \quad (16)$$

The external impulse is now explicitly multiplicative in this equation. This impulse-driven phase equation is of Ito type [16,18], namely, $G(\theta_n, \mathbf{e}_n)$ depends only on the phase θ_n before the n th impulse, which stems from the rule we have assumed for the phase jump caused by an impulse.

B. Relation to the phase response function

According to the standard theory of phase reduction [13,14], when the orbit on the limit cycle \mathbf{X}_0 at phase θ is kicked by a *weak* impulsive force \mathbf{p} to another isochron, its new phase ϕ is given by a linear projection of the perturbation \mathbf{p} on the gradient of the phase field $\theta(\mathbf{X})$ as

$$\phi = \theta + \mathbf{Z}(\theta) \cdot \mathbf{p}, \quad (17)$$

where

$$\mathbf{Z}(\theta) = \nabla_{\mathbf{X}} \theta(\mathbf{X})|_{\mathbf{X}_0(\theta)} \quad (18)$$

is the conventional phase response function representing the gradient of $\theta(\mathbf{X})$ on the limit cycle orbit $\mathbf{X}_0(t)$. Comparing this equation with Eqs. (14) and (15), we obtain

$$F(\theta_n, \mathbf{e}_n) = \theta_n + \mathbf{Z}(\theta_n) \cdot \mathbf{e}_n, \quad G(\theta_n, \mathbf{e}_n) = \mathbf{Z}(\theta_n) \cdot \mathbf{e}_n, \quad (19)$$

so that the phase dynamics can be described by

$$\theta_{n+1} = \theta_n + \omega T_n + \mathbf{Z}(\theta_n) \cdot \mathbf{e}_n. \quad (20)$$

Thus the phase map can simply be represented using the inner product of the conventional phase response function $\mathbf{Z}(\theta)$ and the direction of the impulse \mathbf{e} when \mathbf{e} is sufficiently small.

C. Generalized Frobenius-Perron equation

Temporal evolution of the probability density function (PDF) $\rho(\theta, n)$ of the phase θ at time step n is described by a generalized Frobenius-Perron equation [24], which is convoluted with a transition kernel $W(\theta)$ that represents random shifting on the limit cycle for a random duration T drawn from $P(T)$, and is also averaged by the probability density $Q(\mathbf{e})$ of impulse directions \mathbf{e} ,

$$\begin{aligned} \rho(\theta, n+1) &= \int_0^1 d\phi W(\theta - \phi) \int d\mathbf{e} Q(\mathbf{e}) \\ &\quad \times \int_0^1 d\psi \delta(\phi - F(\psi, \mathbf{e})) \rho(\psi, n), \end{aligned} \quad (21)$$

where the argument $\theta - \phi$ of $W(\theta - \phi)$ should be interpreted in modulo 1. In deriving this equation, we utilized the fact that θ_n , \mathbf{e}_n , and T_n are mutually independent (θ_n depends only on $\mathbf{e}_1, \dots, \mathbf{e}_{n-1}$ and T_1, \dots, T_{n-1}) [24].

For Poisson impulses, the explicit form of the transition kernel $W(\theta)$ can be calculated from Eq. (4) by taking into account the periodicity in θ and the Jacobian of the transformation, which is given by

$$\begin{aligned} W(\theta) &= \frac{1}{\omega} \sum_{j=0}^{\infty} P\left(\frac{\theta + j}{\omega}\right) \\ &= \frac{e^{-\theta/(\omega\tau)}}{\omega\tau(1 - e^{-1/\omega\tau})} \\ &= \frac{A}{1 - e^{-A}} e^{-A\phi} (0 \leq \theta \leq 1), \end{aligned} \quad (22)$$

where we defined $A = 1/\omega\tau$. Of course, it is normalized as $\int_0^1 d\theta W(\theta) = 1$.

Sufficiently after the initial transient, the PDF $\rho(\theta, n)$ is expected to reach a stationary state $\rho(\theta)$, but it is generally difficult to calculate this stationary PDF analytically even if the map $F(\theta, \mathbf{e})$ has a simple functional form. In the following, we first analyze the limit of large interimpulse interval τ where the stationary PDF becomes uniform, and then analyze the deviation of the stationary PDF from the uniform density perturbatively for small impulse intensity.

D. Examples of phase maps

1. Stuart-Landau oscillator

Figure 4(a) plots numerically calculated phase maps $F(\theta, \sigma)$ of the Stuart-Landau oscillator at several values of the impulse intensity σ . As $|\sigma|$ becomes larger, the phase map deforms from the trivial identity map noticeably, and finally becomes nonmonotonic when $\sigma \simeq \pm 0.8$. Figure 4(b) displays the phase response normalized by the impulse intensity $[F(\theta, \sigma) - \theta]/\sigma = G(\theta, \sigma)/\sigma$ at several values of σ . If σ is sufficiently small, Eq. (19) should hold, and the different curves corresponding to different values of σ should collapse. The limiting curve at $\sigma \rightarrow 0$ gives the real component of the phase response function $\mathbf{Z}(\theta)$. It can be analytically calculated for the Stuart-Landau oscillator as $Z_{\text{Re}}(\theta) = \sin(2\pi\theta + 3\pi/4)/3\sqrt{2}$ [14], which is also shown in the figure.

2. Hodgkin-Huxley model

Figure 5(a) shows numerically calculated phase maps $F(\theta, \sigma)$ of a Hodgkin-Huxley neural oscillator at several values of the impulse intensity σ . As $|\sigma|$ becomes larger, the phase map deforms from the trivial identity map and finally becomes nonmonotonic at $\sigma \simeq \pm 5$. Figure 5(b) shows normalized phase response $[F(\theta, \sigma) - \theta]/\sigma = G(\theta, \sigma)/\sigma$ at several values of σ . It can be seen that the curves actually collapse at small σ , and deviate at larger σ . The limiting curve at $\sigma \rightarrow 0$ gives the V component of the phase response function $Z_V(\theta)$. The curve corresponding to $\sigma = 0.1$ in Fig. 5(b) gives an approximation to the phase response function.

IV. STABILITY IN THE PHASE DIRECTION

Synchrony of uncoupled oscillators induced by random impulses is the result of statistical stabilization of each oscil-

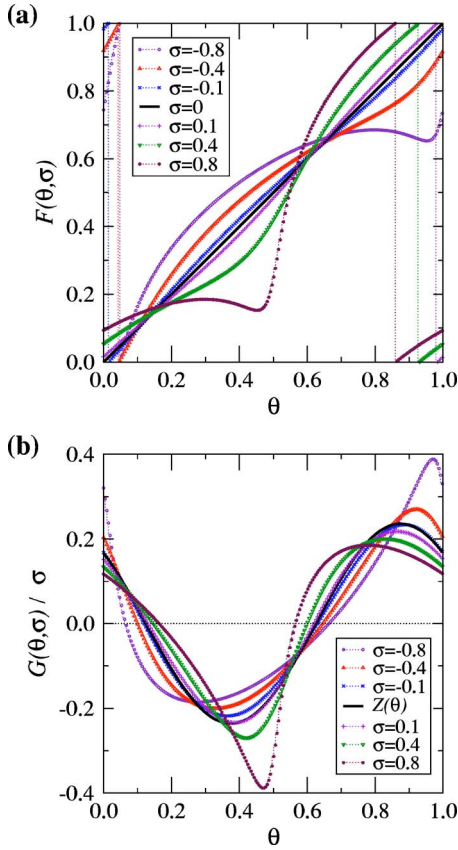


FIG. 4. (Color online) (a) Phase maps $F(\theta, \sigma)$ of the Stuart-Landau oscillator at several values of the impulse intensity σ . (b) Normalized phase response $G(\theta, \sigma)/\sigma = [F(\theta, \sigma) - \theta]/\sigma$ at several values of the impulse intensity σ . Theoretical phase response function $Z_{\text{Re}}(\theta) = \sin(2\pi\theta + 3\pi/4)/3\sqrt{2}$ that corresponds to the limit of $\sigma \rightarrow 0$ is also shown.

lator against phase disturbances. Such stability is characterized by the Lyapunov exponent of the random phase map Eq. (15).

A. Lyapunov exponent

Let us consider the temporal evolution of a small deviation $\Delta\theta_n$ from the original orbit θ_n . The linearized evolution equation of this small deviation is given by

$$\Delta\theta_{n+1} = F'(\theta_n, \mathbf{e}_n)\Delta\theta_n, \quad (23)$$

where $F'(\theta_n, \mathbf{e}) = (dF(\theta, \mathbf{e})/d\theta)_{\theta=\theta_n}$. At large time step n , $\Delta\theta_n$ expands as

$$\left| \frac{\Delta\theta_n}{\Delta\theta_0} \right| = \prod_{m=0}^{n-1} |F'(\theta_m, \mathbf{e}_m)| = \exp \left[\sum_{m=0}^{n-1} \ln |F'(\theta_m, \mathbf{e}_m)| \right] \approx \exp(\lambda n), \quad (24)$$

where we introduced the Lyapunov exponent λ of the map $F(\theta, \mathbf{e})$ averaged over the PDFs $Q(\mathbf{e})$ and $\rho(\theta)$,

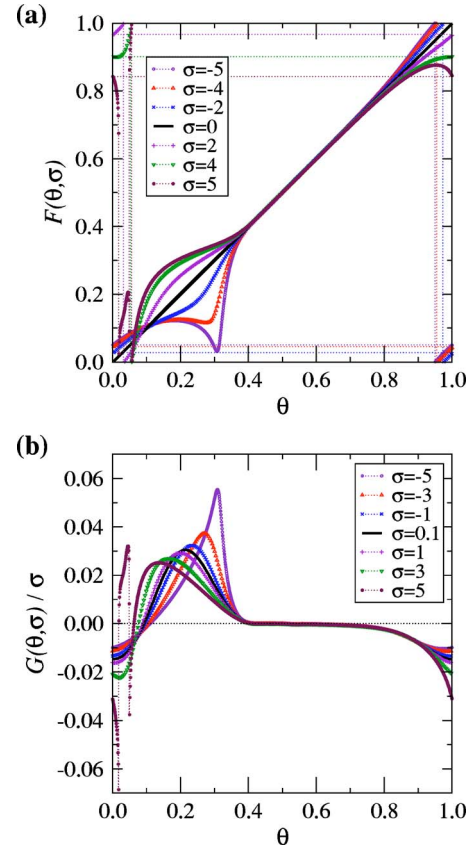


FIG. 5. (Color online) (a) Phase map $F(\theta, \sigma)$ of the Hodgkin-Huxley neural oscillator at several values of the impulse intensity σ . (b) Normalized phase response $G(\theta, \sigma)/\sigma = [F(\theta, \sigma) - \theta]/\sigma$ at several values of the impulse intensity σ . The curve corresponding to $\sigma = 0.1$ gives an approximation to the phase response function $Z_V(\theta)$ of the Hodgkin-Huxley neural oscillator.

$$\lambda = \langle \langle \ln |F'(\theta, \mathbf{e})| \rangle \rangle_{\theta, \mathbf{e}} = \int_0^1 d\theta \rho(\theta) \int d\mathbf{e} Q(\mathbf{e}) \ln |F'(\theta, \mathbf{e})|. \quad (25)$$

If λ is negative, $\Delta\theta_n$ shrinks on average, so that the deviation from the original orbit is suppressed, whereas if λ is positive, small external disturbances will be enhanced. Thus the value of λ gives a (local) condition for the phase synchronization.

B. Limit of large interimpulse intervals

As we mentioned previously, it is difficult to obtain the stationary PDF $\rho(\theta)$ analytically. However, when the interimpulse interval τ is sufficiently large, it can be approximated by a uniform density. In the limit of large τ , the transition probability tends to be uniform, i.e., $W(\theta) \rightarrow 1$, which can easily be confirmed from Eq. (22) in the Poisson case. Correspondingly, the stationary phase PDF $\rho(\theta)$ approaches a uniform density in the large τ limit,

$$\rho(\theta) \rightarrow 1. \quad (26)$$

In this limit, we can obtain a sufficient condition of phase synchronization for general limit-cycle oscillators: *when the*

phase map $F(\theta, \mathbf{e})$ is a monotonically increasing function of θ , the Lyapunov exponent λ is always nonpositive. When this condition is satisfied, namely, when $F'(\theta, \mathbf{e}) = 1 + G'(\theta, \mathbf{e}) > 0$, we can bound λ from above as

$$\begin{aligned} \lambda &= \int_0^1 d\theta \rho(\theta) \int d\mathbf{e} Q(\mathbf{e}) \ln F'(\theta, \mathbf{e}) \\ &\leq \int_0^1 d\theta \rho(\theta) \ln \left[\int d\mathbf{e} Q(\mathbf{e}) F'(\theta, \mathbf{e}) \right] \\ &= \int_0^1 d\theta \rho(\theta) \ln \left[1 + \int d\mathbf{e} Q(\mathbf{e}) G'(\theta, \mathbf{e}) \right] \\ &\leq \int_0^1 d\theta \rho(\theta) \int d\mathbf{e} Q(\mathbf{e}) G'(\theta, \mathbf{e}). \end{aligned} \quad (27)$$

In the above transformation, we utilized Jensen's inequality $\int d\mathbf{e} Q(\mathbf{e}) \ln[g(\mathbf{e})] \leq \ln[\int d\mathbf{e} Q(\mathbf{e}) g(\mathbf{e})]$ that holds for a concave function $\ln[\cdot]$, the normalized probability density $Q(\mathbf{e})$, and a positive scalar function $g(\mathbf{e})$. The second inequality follows from $\log(1+x) \leq x$. By using the facts that $\rho(\theta) \equiv 1$ and $G(0, \mathbf{e}) = G(1, \mathbf{e})$, the upper bound of λ can be calculated as

$$\begin{aligned} \int_0^1 d\theta \rho(\theta) \int d\mathbf{e} Q(\mathbf{e}) G'(\theta, \mathbf{e}) &= \int d\mathbf{e} Q(\mathbf{e}) \int_0^1 d\theta G'(\theta, \mathbf{e}) \\ &= \int d\mathbf{e} Q(\mathbf{e}) [G(1, \mathbf{e}) - G(0, \mathbf{e})] \\ &= 0. \end{aligned} \quad (28)$$

Thus for monotonically increasing $F(\theta, \mathbf{e})$, the Lyapunov exponent λ is always nonpositive. The equality $\lambda = 0$ holds only when $F(\theta, \mathbf{e})$ is a trivial identity map for all \mathbf{e} , i.e., $F(\theta, \mathbf{e}) = \theta$, which follows from the equality condition of Jensen's inequality. Therefore small deviations from the original orbit always shrink by applying random external impulses with large interimpulse intervals, when the phase map $F(\theta, \mathbf{e})$ is monotonically increasing.

As we mentioned previously, when \mathbf{e} is small, $G(\theta, \mathbf{e})$ can be represented using the phase response function $\mathbf{Z}(\theta)$ as $G(\theta, \mathbf{e}) \approx \mathbf{Z}(\theta) \cdot \mathbf{e}$. Since $F(\theta, \mathbf{e}) = \theta + G(\theta, \mathbf{e})$, $F(\theta, \mathbf{e})$ is monotonically increasing with respect to θ for sufficiently small \mathbf{e} . Therefore when the intensity of external impulses is small and the mean interval between impulses is large, λ always becomes negative.

C. Examples

1. Stuart-Landau oscillator

As can be seen from Fig. 4(a), the phase map $F(\theta, \sigma)$ of the Stuart-Landau oscillator is monotonic as long as $|\sigma|$ is small. Therefore the Stuart-Landau oscillator exhibits phase synchronization induced by external impulses at such values of $|\sigma|$ for sufficiently large inter-impulse intervals, as we demonstrated previously.

2. Hodgkin-Huxley model

Similarly, as shown in Fig. 5(a), numerically calculated phase maps $F(\theta, \sigma)$ of the Hodgkin-Huxley neural oscillator are monotonic when $|\sigma|$ is not so large. Therefore the Hodgkin-Huxley neural oscillators also exhibit impulse-induced phase synchronization for such values of $|\sigma|$. When $|\sigma|$ becomes large, the phase map can become quite complex, which can lead to the impulse-induced phase desynchronization mentioned previously.

V. EFFECT OF NONUNIFORM PHASE DISTRIBUTION

In the previous section, we discussed the limiting case of large interimpulse intervals, where the stationary PDF of the phase becomes uniform. If the mean interimpulse interval is not so large, the stationary PDF would generally become nonuniform. In this section, we first develop a perturbation theory to approximate the nonuniform PDF for weak external impulses. We then discuss the correction to the upper bound of the Lyapunov exponent caused by the nonuniformity of the PDF. In the following discussion, we assume that the intensity of external impulses is sufficiently small, and that the phase map $F(\theta, \mathbf{e})$ is a strictly monotonically increasing function of θ , i.e., $F'(\theta, \mathbf{e}) > 0$.

A. Perturbative solution to the generalized Frobenius-Perron equation

As a first step, we calculate the deviation of the stationary PDF from the uniform density perturbatively for small external impulses (up to the second order). Our starting point is the generalized Frobenius-Perron equation for the stationary PDF $\rho(\theta)$,

$$\rho(\theta) = \int_0^1 d\phi W(\theta - \phi) \int d\mathbf{e} Q(\mathbf{e}) \int_0^1 d\psi \delta(\phi - F(\psi, \mathbf{e})) \rho(\psi). \quad (29)$$

We assume that the deviation of $F(\theta, \mathbf{e})$ from the identity map $F(\theta, \mathbf{e}) = \theta$ is small,

$$F(\theta, \mathbf{e}) = \theta + \epsilon G(\theta, \mathbf{e}), \quad (30)$$

where we introduced a small parameter ϵ in order to control the magnitude of the perturbation. By using a well-known formula for the δ function, Eq. (29) can be rewritten as

$$\rho(\theta) = \int_0^1 d\phi W(\theta - \phi) \int d\mathbf{e} Q(\mathbf{e}) \frac{\rho(\psi^*(\phi, \mathbf{e}))}{|F'(\psi^*(\phi, \mathbf{e}), \mathbf{e})|}, \quad (31)$$

where $\psi^*(\phi, \mathbf{e})$ is a solution to $F(\psi, \mathbf{e}) = \phi$. We here used the fact that there exists only one solution, because $F(\psi, \mathbf{e})$ is a monotonically increasing function of ψ [we do not consider the trivial case of $F(\psi, \mathbf{e}) \equiv \psi$, where $\rho(\theta)$ always becomes uniform].

We first calculate the solution $\psi^*(\phi, \mathbf{e})$ to $F(\psi, \mathbf{e}) = \phi$ as a power series in ϵ . We assume that the solution can be expanded in terms of ϵ around the trivial solution $\psi^*(\phi, \mathbf{e}) = \phi$ at $\epsilon = 0$ as

$$\psi^*(\phi, \mathbf{e}) = \phi + \epsilon \psi_1^*(\phi, \mathbf{e}) + \epsilon^2 \psi_2^*(\phi, \mathbf{e}) + O(\epsilon^3). \quad (32)$$

By inserting this expression to $F(\psi^*(\phi, \mathbf{e}), \mathbf{e}) = \phi$, we obtain

$$\phi = \phi \text{ at } O(\epsilon^0),$$

$$\psi_1^*(\phi, \mathbf{e}) + G(\phi, \mathbf{e}) = 0 \text{ at } O(\epsilon^1),$$

$$\psi_2^*(\phi, \mathbf{e}) + G'(\phi, \mathbf{e})\psi_1^*(\phi, \mathbf{e}) = 0 \text{ at } O(\epsilon^2),$$

$$\dots \quad (33)$$

Thus to the second order in ϵ , the solution $\psi^*(\phi, \mathbf{e})$ is approximated by

$$\psi^*(\phi, \mathbf{e}) = \phi - \epsilon G(\phi, \mathbf{e}) + \epsilon^2 G'(\phi, \mathbf{e})G(\phi, \mathbf{e}) + O(\epsilon^3). \quad (34)$$

Since $F'(\theta, \mathbf{e}) = 1 + \epsilon G'(\theta, \mathbf{e})$, it can be expanded as

$$F'(\psi^*(\phi, \mathbf{e}), \mathbf{e}) = 1 + \epsilon G'(\phi, \mathbf{e}) - \epsilon^2 G''(\phi, \mathbf{e})G(\phi, \mathbf{e}) + O(\epsilon^3). \quad (35)$$

We also expand the stationary PDF $\rho(\theta)$ in a power series of ϵ as

$$\rho(\theta) = 1 + \epsilon \rho_1(\theta) + \epsilon^2 \rho_2(\theta) + O(\epsilon^3). \quad (36)$$

Since $\rho(\theta)$ is normalized to 1, $\int_0^1 d\theta \rho_1(\theta) = \int_0^1 d\theta \rho_2(\theta) = 0$ should hold. Inserting the above expansions into Eq. (31), we obtain

$$\begin{aligned} & 1 + \epsilon \rho_1(\theta) + \epsilon^2 \rho_2(\theta) + O(\epsilon^3) \\ &= \int_0^1 d\phi W(\theta - \phi) \int d\mathbf{e} Q(\mathbf{e}) \\ & \quad \times \frac{1 + \epsilon \rho_1(\phi) + \epsilon^2 \{\rho_2(\phi) - \rho_1'(\phi)G(\phi, \mathbf{e})\} + O(\epsilon^3)}{1 + \epsilon G'(\phi, \mathbf{e}) - \epsilon^2 G''(\phi, \mathbf{e})G(\phi, \mathbf{e}) + O(\epsilon^3)} \\ &= \int_0^1 d\phi W(\theta - \phi) \int d\mathbf{e} Q(\mathbf{e}) [1 + \epsilon \{\rho_1(\phi) - G'(\phi, \mathbf{e})\} \\ & \quad + \epsilon^2 \{\rho_2(\phi) - H(\phi, \mathbf{e})\} + O(\epsilon^3)], \end{aligned} \quad (37)$$

where we utilized the fact that $F'(\psi^*(\phi, \mathbf{e}), \mathbf{e}) > 0$, and defined

$$H(\phi, \mathbf{e}) = \rho_1(\phi)G(\phi, \mathbf{e}) - G'(\phi, \mathbf{e})G(\phi, \mathbf{e}). \quad (38)$$

Thus the first order correction $\rho_1(\theta)$ to the uniform stationary PDF $\rho_0(\theta) \equiv 1$ satisfies

$$\begin{aligned} \rho_1(\theta) &= \int_0^1 d\phi W(\theta - \phi) \int d\mathbf{e} Q(\mathbf{e}) \{\rho_1(\phi) - G'(\phi, \mathbf{e})\} \\ &= \int_0^1 d\phi W(\theta - \phi) \{\rho_1(\phi) - \langle G' \rangle_{\mathbf{e}}(\phi)\}, \end{aligned} \quad (39)$$

and the second order correction $\rho_2(\theta)$ satisfies

$$\begin{aligned} \rho_2(\theta) &= \int_0^1 d\phi W(\theta - \phi) \int d\mathbf{e} Q(\mathbf{e}) \{\rho_2(\phi) - H'(\phi, \mathbf{e})\} \\ &= \int_0^1 d\phi W(\theta - \phi) \{\rho_2(\phi) - \langle H' \rangle_{\mathbf{e}}(\phi)\}. \end{aligned} \quad (40)$$

Here and hereafter, for notational simplicity, we define an averaged function $\langle f \rangle_{\mathbf{e}}(\theta)$ of a function $f(\theta, \mathbf{e})$ over $Q(\mathbf{e})$ as

$$\langle f \rangle_{\mathbf{e}}(\theta) = \int d\mathbf{e} Q(\mathbf{e}) f(\theta, \mathbf{e}), \quad (41)$$

such as $\langle G' \rangle_{\mathbf{e}}(\phi) = \int d\mathbf{e} Q(\mathbf{e}) G'(\phi, \mathbf{e})$ and $\langle H' \rangle_{\mathbf{e}}(\phi) = \int d\mathbf{e} Q(\mathbf{e}) H'(\phi, \mathbf{e})$. We also define the Fourier transform between a function $f(\theta)$ and its coefficient $\tilde{f}(k)$ by

$$f(\theta) = \sum_{k=-\infty}^{\infty} e^{2\pi i k \theta} \tilde{f}(k), \quad \tilde{f}(k) = \int_0^1 d\theta e^{-2\pi i k \theta} f(\theta). \quad (42)$$

For example, the Fourier coefficients of $\rho_1(\theta)$ and $G'(\theta, \mathbf{e})$ are denoted as $\tilde{\rho}_1(k)$ and $\tilde{G}'(k, \mathbf{e})$, respectively. The averaged Fourier coefficient $\langle \tilde{f} \rangle_{\mathbf{e}}(k)$ of $\tilde{f}(k, \mathbf{e})$ over $Q(\mathbf{e})$ is similarly defined as

$$\langle \tilde{f} \rangle_{\mathbf{e}}(k) = \int d\mathbf{e} Q(\mathbf{e}) \tilde{f}(k, \mathbf{e}), \quad (43)$$

such as $\langle \tilde{G}' \rangle_{\mathbf{e}}(m) = \int d\mathbf{e} Q(\mathbf{e}) \tilde{G}'(m, \mathbf{e})$ and $\langle \tilde{H}' \rangle_{\mathbf{e}}(m) = \int d\mathbf{e} Q(\mathbf{e}) \tilde{H}'(m, \mathbf{e})$.

Equations (39) and (40) can be solved for $\rho_1(\theta)$ and $\rho_2(\theta)$ through the Fourier transform, which yields

$$\begin{aligned} \tilde{\rho}_1(m) &= \int d\mathbf{e} Q(\mathbf{e}) \tilde{W}(m) \{\tilde{\rho}_1(m) - \tilde{G}'(m, \mathbf{e})\} \\ &= \tilde{W}(m) \{\tilde{\rho}_1(m) - \langle \tilde{G}' \rangle_{\mathbf{e}}(m)\}, \end{aligned} \quad (44)$$

and

$$\begin{aligned} \tilde{\rho}_2(m) &= \int d\mathbf{e} Q(\mathbf{e}) \tilde{W}(m) \{\tilde{\rho}_2(m) - \tilde{H}'(m, \mathbf{e})\} \\ &= \tilde{W}(m) \{\tilde{\rho}_2(m) - \langle \tilde{H}' \rangle_{\mathbf{e}}(m)\}. \end{aligned} \quad (45)$$

It can easily be shown that the equations at $m=0$ give trivial relations, which should be neglected. We thus obtain

$$\tilde{\rho}_1(m) = \frac{\tilde{W}(m)}{\tilde{W}(m) - 1} \langle \tilde{G}' \rangle_{\mathbf{e}}(m), \quad \tilde{\rho}_2(m) = \frac{\tilde{W}(m)}{\tilde{W}(m) - 1} \langle \tilde{H}' \rangle_{\mathbf{e}}(m) \quad (46)$$

for $m \neq 0$, and the corrections $\rho_1(\theta)$ and $\rho_2(\theta)$ to the uniform density can be obtained as

$$\begin{aligned} \rho_1(\theta) &= \sum_{m \neq 0} \frac{\tilde{W}(m)}{\tilde{W}(m) - 1} \langle \tilde{G}' \rangle_{\mathbf{e}}(m) e^{2\pi i m \theta}, \\ \rho_2(\theta) &= \sum_{m \neq 0} \frac{\tilde{W}(m)}{\tilde{W}(m) - 1} \langle \tilde{H}' \rangle_{\mathbf{e}}(m) e^{2\pi i m \theta}. \end{aligned} \quad (47)$$

For the Poisson impulses, the transition probability $W(\theta)$ is given by Eq. (22), and its Fourier coefficient $\tilde{W}(m)$ is given by

$$\tilde{W}(m) = \int_0^1 d\theta W(\theta) e^{-2\pi im\theta} = \frac{A}{A + 2\pi im} \quad (48)$$

for integer m . Therefore the coefficient in Eq. (47) is calculated as $\tilde{W}(m)/[\tilde{W}(m)-1] = -A/(2\pi im)$. Using this, we can calculate the first order correction to the phase PDF as

$$\begin{aligned} \rho_1(\theta) &= \sum_{m \neq 0} \frac{-A}{2\pi im} \langle \tilde{G}' \rangle_{\mathbf{e}}(m) e^{2\pi im\theta} \\ &= -A \sum_{m \neq 0} \langle \tilde{G}' \rangle_{\mathbf{e}}(m) e^{2\pi im\theta} \\ &= -A[\langle G' \rangle_{\mathbf{e}}(\theta) - G_0], \end{aligned} \quad (49)$$

where we defined $G_0 = \langle \tilde{G}' \rangle_{\mathbf{e}}(0) = \int_0^1 d\theta \langle G' \rangle_{\mathbf{e}}(\theta)$, and utilized the relation $\langle \tilde{G}' \rangle_{\mathbf{e}}(m) = (2\pi im) \langle \tilde{G}' \rangle_{\mathbf{e}}(m)$. Similarly, the second order correction to the PDF can be calculated as

$$\begin{aligned} \rho_2(\theta) &= \sum_{m \neq 0} \frac{-A}{2\pi im} \langle \tilde{H}' \rangle_{\mathbf{e}}(m) e^{2\pi im\theta} \\ &= -A \sum_{m \neq 0} \langle \tilde{H}' \rangle_{\mathbf{e}}(m) e^{2\pi im\theta} \\ &= -A[\langle H' \rangle_{\mathbf{e}}(\theta) - \langle \tilde{H}' \rangle_{\mathbf{e}}(0)], \\ &= -A[\langle \rho_1(\phi) G(\phi, \mathbf{e}) \rangle_{\mathbf{e}} - \langle G' G \rangle_{\mathbf{e}}(\theta)] \\ &\quad + \text{const} \\ &= A^2[\langle G \rangle_{\mathbf{e}}(\theta)]^2 - A^2 G_0 \cdot \langle G \rangle_{\mathbf{e}}(\theta) \\ &\quad + A \langle G' G \rangle_{\mathbf{e}}(\theta) + \text{const}, \end{aligned} \quad (50)$$

where we defined $\langle G' G \rangle_{\mathbf{e}}(\theta) = \langle G'(\theta, \mathbf{e}) G(\theta, \mathbf{e}) \rangle_{\mathbf{e}}$. The constant can be determined from the condition $\int_0^1 d\theta \rho_2(\theta) = 0$.

Thus in the Poisson case, the averaged phase map $\langle G \rangle_{\mathbf{e}}(\theta)$ directly appears at the first order perturbation, $\rho_1(\theta)$. Since $A = 1/\omega\tau$, the amplitude of the first order perturbation scales as $\epsilon/\omega\tau$, namely, the ratio of the impulse intensity to the nondimensional time scale determined by the period of the limit cycle and the interimpulse intervals. The second order perturbation $\rho_2(\theta)$ represents the lowest-order nonlinear contributions from the phase map.

B. Upper bound of the Lyapunov exponent

The Lyapunov exponent λ is bounded from above as

$$\begin{aligned} \lambda &= \langle \langle \ln F'(\theta, \mathbf{e}) \rangle \rangle_{\theta, \mathbf{e}} \\ &= \int_0^1 d\theta \rho(\theta) \int d\mathbf{e} Q(\mathbf{e}) \ln F'(\theta, \mathbf{e}) \\ &\leq \int_0^1 d\theta \rho(\theta) \ln \left\{ \int d\mathbf{e} Q(\mathbf{e}) F'(\theta, \mathbf{e}) \right\} \end{aligned}$$

$$\begin{aligned} &= \int_0^1 d\theta \rho(\theta) \ln \left\{ 1 + \int d\mathbf{e} Q(\mathbf{e}) \epsilon G'(\theta, \mathbf{e}) \right\} \\ &\leq \int_0^1 d\theta \rho(\theta) \int d\mathbf{e} Q(\mathbf{e}) \{ \epsilon G'(\theta, \mathbf{e}) \}. \end{aligned} \quad (51)$$

Now, using Eq. (36), correction to the upper bound of the Lyapunov exponent can be expanded as

$$\begin{aligned} &\int_0^1 d\theta \rho(\theta) \int d\mathbf{e} Q(\mathbf{e}) \{ \epsilon G'(\theta, \mathbf{e}) \} \\ &= \int_0^1 d\theta \{ 1 + \epsilon \rho_1(\theta) + \epsilon \rho_2(\theta) \\ &\quad + O(\epsilon^3) \} \int d\mathbf{e} Q(\mathbf{e}) \{ \epsilon G'(\theta, \mathbf{e}) \} \\ &= \epsilon \int_0^1 d\theta \langle G' \rangle_{\mathbf{e}}(\theta) + \epsilon^2 \int_0^1 d\theta \rho_1(\theta) \langle G' \rangle_{\mathbf{e}}(\theta) \\ &\quad + \epsilon^3 \int_0^1 d\theta \rho_2(\theta) \langle G' \rangle_{\mathbf{e}}(\theta) + O(\epsilon^4). \end{aligned} \quad (52)$$

The first term corresponds to the zeroth order contribution from the uniform component of the phase PDF, which vanishes (similarly to the previous uniform case) irrespective of the functional form of the transition kernel $W(\theta)$,

$$\int_0^1 d\theta \langle G' \rangle_{\mathbf{e}}(\theta) = \langle G' \rangle_{\mathbf{e}}(1) - \langle G' \rangle_{\mathbf{e}}(0) = 0. \quad (53)$$

For the Poisson impulses, the first order correction to the upper bound of λ can be calculated using Eq. (49) as

$$\begin{aligned} \int_0^1 d\theta \rho_1(\theta) \langle G' \rangle_{\mathbf{e}}(\theta) &= -A \int_0^1 d\theta \langle G \rangle_{\mathbf{e}} \langle G' \rangle_{\mathbf{e}}(\theta) \\ &\quad + A G_0 \int_0^1 d\theta \langle G' \rangle_{\mathbf{e}}(\theta) \\ &= -A \left[\frac{\langle \langle G \rangle_{\mathbf{e}}(\theta) \rangle^2}{2} \right]_0^1 + A G_0 [\langle G \rangle_{\mathbf{e}}(\theta)]_0^1 \\ &= 0. \end{aligned} \quad (54)$$

Thus the upper bound of the Lyapunov exponent λ is still zero even if the first order correction $\rho_1(\theta)$ to the uniform PDF is incorporated. The second order correction to the upper bound can similarly be calculated using Eq. (50) as

$$\begin{aligned} &\int_0^1 d\theta \rho_2(\theta) \langle G' \rangle_{\mathbf{e}}(\theta) \\ &= A^2 \int_0^1 d\theta \{ \langle G \rangle_{\mathbf{e}}(\theta) \}^2 \langle G' \rangle_{\mathbf{e}}(\theta) - A^2 G_0 \int_0^1 d\theta \{ \langle G \rangle_{\mathbf{e}}(\theta) \} \\ &\quad \times \langle G' \rangle_{\mathbf{e}}(\theta) + A \int_0^1 d\theta \langle G' G \rangle_{\mathbf{e}}(\theta) \langle G' \rangle_{\mathbf{e}}(\theta) \end{aligned}$$

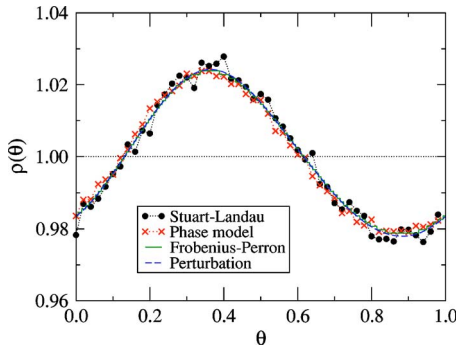


FIG. 6. (Color online) Stationary phase PDFs of the Stuart-Landau oscillator driven by external impulses obtained by (i) a direct simulation of the original model, (ii) a direct simulation of the corresponding phase model, (iii) numerically solving the corresponding Frobenius-Perron equation, and (iv) the perturbation theory.

$$\begin{aligned}
 & + \text{const} \int_0^1 d\theta \langle G' \rangle_{\mathbf{e}}(\theta) \\
 & = \frac{A^2}{3} [\langle \langle G' \rangle_{\mathbf{e}}(\theta) \rangle^3]_0^1 - \frac{A^2 G_0}{2} [\langle \langle G' \rangle_{\mathbf{e}}(\theta) \rangle^2]_0^1 \\
 & + \text{const} [\langle \langle G' \rangle_{\mathbf{e}}(\theta) \rangle^2]_0^1 + A \int_0^1 d\theta \langle G' G \rangle_{\mathbf{e}}(\theta) \langle G' \rangle_{\mathbf{e}}(\theta) \\
 & = A \int_0^1 d\theta \langle G' G \rangle_{\mathbf{e}}(\theta) \langle G' \rangle_{\mathbf{e}}(\theta). \quad (55)
 \end{aligned}$$

Thus only the term containing $\langle G' G \rangle_{\mathbf{e}}(\theta)$ in $\rho_2(\theta)$ gives non-vanishing contribution. Its sign cannot be determined at this point unless the explicit functional form of $G(\theta, \mathbf{e})$ is given. This term could make the upper bound of the Lyapunov exponent slightly different from zero, but its effect is only of the order of ϵ^3 .

Summarizing, the first order correction to the upper bound of the Lyapunov exponent λ by the nonuniformity of the phase PDF is generally $O(\epsilon^2)$, but for the Poisson impulses, it also vanishes. Thus the upper bound of λ is still zero up to the first order approximation. The next order correction is only $O(\epsilon^3)$, which is quite small when ϵ is small. Therefore the impulse-induced phase synchronization will persist for weak Poisson impulses even if the phase PDF becomes slightly nonuniform for small ϵ .

C. Examples of lyapunov exponents

1. Stuart-Landau oscillator

Stationary phase PDFs $\rho(\theta)$ of the Stuart-Landau oscillator driven by external impulses at $\sigma=0.1$ and $\tau=2$ are shown in Fig. 6. The curves are obtained by (i) a direct simulation of the original model Eq. (5) without Gaussian-white noise, (ii) a direct simulation of the reduced phase model Eq. (16), (iii) a numerical calculation of the stationary solution of the corresponding Frobenius-Perron equation (29), and (iv) the perturbation theory up to the second order, respectively. All curves agree well, which confirms the validity of our ap-

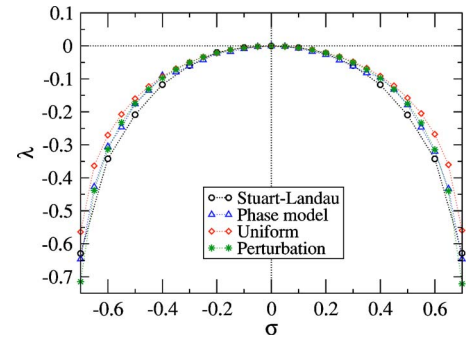


FIG. 7. (Color online) Dependence of the Lyapunov exponent λ on the impulse intensity σ obtained by (i) directly using the original model Eq. (5) without Gaussian-white noise, (ii) directly using the reduced phase model Eq. (16), (iii) a calculation using numerical phase maps assuming uniform phase PDF, and (iv) a calculation using numerical phase maps and the approximated phase PDF.

proximation at least for small impulse intensity. In this case, the first order perturbation already gives a nice fit to the actual PDF, and the second order perturbation gives only a tiny correction.

Figure 7 plots the Lyapunov exponent λ as a function of σ at $\tau=2$, which is obtained by (i) directly using the original model Eq. (5) without Gaussian-white noise, (ii) directly using the reduced phase model Eq. (16), (iii) a calculation using numerical phase maps and uniform phase PDF, and (iv) a calculation using numerical phase maps and the approximated phase PDF. Reflecting the symmetry of the limit cycle, the graph of λ is also symmetrical with respect to $\sigma=0$. Since the phase map is always monotonically increasing in this range of σ , the Lyapunov exponent λ calculated assuming uniform phase PDF (iii) is always nonpositive and only becomes 0 at $\sigma=0$. The Lyapunov exponent λ calculated using approximate phase PDF (iv) is also always nonpositive. Since the correction to the uniform PDF is small, the difference between (iii) and (iv) is also small. Both curves agree well with the actual Lyapunov exponent obtained by (i) and (ii).

2. Hodgkin-Huxley model

Similarly, stationary PDFs of the Hodgkin-Huxley neural oscillator driven by external impulses at $\sigma=2$ and $\tau=100$ ms are shown in Fig. 8. The curves represent the results obtained by (i) a direct simulation of the original model, (ii) a direct simulation of the reduced phase model, (iii) a numerical solution of the Frobenius-Perron equation, and (iv) the perturbation theory. Of course, the results of (ii) and (iii) give a nice fit to the actual phase PDF obtained by (i). The result of perturbation theory (iv) also gives a reasonable fit to the actual phase PDF. As in the previous case, the first order perturbation gives a good fit to the actual PDF, and the second order perturbation gives only a tiny correction.

Figure 9 plots the Lyapunov exponent λ as a function of σ at $\tau=100$, which is obtained by (i) directly simulating the original model without external noises, (ii) directly simulating the reduced phase model, (iii) calculation using numerical phase maps assuming uniform phase PDF, and (iv) cal-

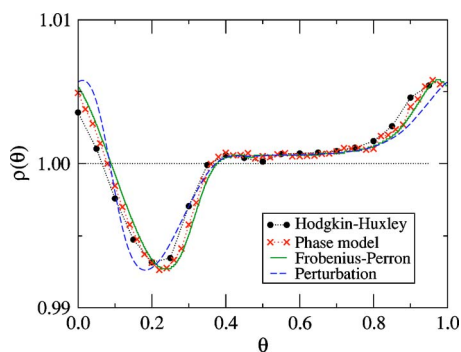


FIG. 8. (Color online) Stationary phase PDFs of the Hodgkin-Huxley neural oscillator driven by external impulses obtained by (i) direct simulation of the original model, (ii) direct simulation of the corresponding phase model, (iii) numerical solution of the corresponding Frobenius-Perron equation, and (iv) perturbation theory using Fourier coefficients numerically obtained from the phase map.

calculation using numerical phase maps and the phase PDF approximated up to the second order perturbation. Since the phase map is always monotonically increasing in this range of σ , the Lyapunov exponent λ calculated assuming uniform phase PDF (iii) is always nonpositive and only becomes 0 when $\sigma=0$. The Lyapunov exponent λ calculated using approximate phase PDF (iv) is also always nonpositive. In this case, the correction to the uniform phase PDF is even smaller than the previous Stuart-Landau case, hence the Lyapunov exponents calculated by (iii) and by (iv) are almost indistinguishable. Of course, they coincide with the results obtained by direct simulation of the original model and the phase model.

VI. SUMMARY

We analyzed phase synchronization of general limit-cycle oscillators subject to external impulses by reducing the dynamics of the oscillator to a random phase map. We proved that when the phase maps are strictly monotonic and the mean interimpulse interval of the input current is sufficiently large, the Lyapunov exponent of the system always becomes negative, leading to fluctuation-induced phase synchronization. We also treated the case where the interimpulse interval is finite perturbatively for weak Poisson impulses, and proved that the first order correction to the upper bound of the Lyapunov exponent is also zero, hence the fluctuation-induced phase synchronization persists even if the phase distribution becomes slightly nonuniform.

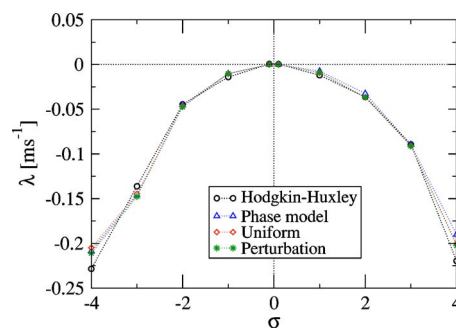


FIG. 9. (Color online) Lyapunov exponent λ obtained as a function of the impulse intensity σ , by (i) directly using the original model, (ii) directly using the reduced phase model, (iii) a calculation using numerical phase maps assuming uniform phase PDF, and (iv) a calculation using numerical phase maps and the approximated phase PDF.

Mathematically, the nonpositivity of the Lyapunov exponent is a general result of the concavity of the log function and the monotonicity and periodicity of the phase map. Therefore this result is not restricted to specific models, but also holds generally for a wide variety of limit-cycle oscillators. Examining the significance of our results in practical problems would be an interesting topic.

Finally, though we did not derive in this paper, we can reduce the phase model driven by Poisson impulses to an Ito-Langevin phase equation in the limit of weak and frequent impulses when the net drift induced by the external impulses vanishes. It yields

$$\dot{\theta}(t) = \omega + \mathbf{Z}(\theta) \cdot \boldsymbol{\eta}(t), \quad (56)$$

where $\boldsymbol{\eta}(t)$ is a n -dimensional Gaussian-white noise. On the other hand, Teramae and Tanaka [10] assumed the same form of Langevin phase equation in the Stratonovich interpretation, which does not come out of the integration rule we assumed for the impulsive force in this paper, as the starting point in their analysis of the fluctuation-induced phase synchronization. Since this Langevin equation is driven multiplicatively by the noise, different treatments of the stochastic forcing may lead to physically different results [25]. Detailed discussions on this point, including the stochastic interpretation of impulsive forcing, will be reported in the future.

ACKNOWLEDGMENTS

We thank D. Tanaka, J. Teramae, T. Aoyagi, and S. Nii for useful discussions.

[1] Z. F. Mainen and T. J. Sejnowski, *Science* **268**, 1503 (1995).
 [2] R. R. de Ruyter van Steveninck, G. D. Lewen, S. P. Strong, R. Koberle, and W. Bialek, *Science* **275**, 1805 (1997).
 [3] Y. Tsubo, T. Kaneko, and S. Shinomoto, *Neural Networks* **17**, 165 (2004).
 [4] R. V. Jensen, *Phys. Rev. E* **58**, R6907 (1998).

[5] E. K. Kosmidis and K. Pakdaman, *J. Comput. Neurosci.* **14**, 5 (2003).
 [6] K. Pakdaman, *Neural Comput.* **14**, 781 (2002).
 [7] B. Gutkin, G. B. Ermentrout, and M. Rudolph, *J. Comput. Neurosci.* **15**, 91 (2003).
 [8] J. Ritt, *Phys. Rev. E* **68**, 041915 (2003).

- [9] J. M. Casado and J. P. Baltanás, *Int. J. Bifurcation Chaos Appl. Sci. Eng.* **14**, 2061 (2004).
- [10] J. N. Teramae and D. Tanaka, *Phys. Rev. Lett.* **93**, 204103 (2004).
- [11] K. Nagai, H. Nakao, and Y. Tsubo, *Phys. Rev. E* **71**, 036217 (2005).
- [12] D. S. Goldobin and A. Pikovsky, *Phys. Rev. E* **71**, 045201(R) (2005); *Physica A* **351**, 126 (2005).
- [13] A. T. Winfree, *The Geometry of Biological Time* (Springer-Verlag, New York, 2001).
- [14] Y. Kuramoto, *Chemical Oscillations, Waves, and Turbulence* (Springer-Verlag, Berlin, 1984).
- [15] A. Pikovsky, M. Rosenblum, and J. Kurths, *Synchronization* (Cambridge University Press, Cambridge, England, 2001).
- [16] D. L. Snyder, *Random Point Processes* (Wiley & Sons, New York, 1975).
- [17] C. Koch, *Biophysics of Computation* (Oxford University Press, Oxford, 1999).
- [18] P. Hänggi, *Z. Phys. B* **31**, 407 (1978); **36**, 271 (1980).
- [19] L. M. Pecora and T. L. Carroll, *Phys. Rev. A* **44**, 2374 (1991).
- [20] A. S. Pikovsky, *Phys. Lett. A* **165**, 33 (1992).
- [21] P. Khoury, M. A. Lieberman, and A. J. Lichtenberg, *Phys. Rev. E* **54**, 3377 (1996).
- [22] R. Toral, C. R. Mirasso, E. Hernández-García, and O. Piro, in *Unsolved Problems of Noise and Fluctuations*, edited by D. Abbott and L. B. Kish, AIP Conf. Proc. No. 511 (AIP Melville, NY, 2000), p. 255.
- [23] P. A. Tass, *Phase Resetting in Medicine and Biology* (Springer, Berlin, 1999).
- [24] A. Lasota and M. C. Mackey, *Probabilistic Properties of Deterministic Systems* (Cambridge University Press, New York, 1985).
- [25] C. W. Gardiner, *Handbook of Stochastic Methods* (Springer, Berlin, 1997).