

論文 / 著書情報
Article / Book Information

Title	Averaging approach to phase coherence of uncoupled limit-cycle oscillators receiving common random impulses
Authors	Kensuke Arai, Hiroya Nakao
Citation	Physical Review E, Vol. 78, No. 6, pp. 066220
Pub. date	2008, 12
Journal URL	http://journals.aps.org/pre/
Copyright	Copyright (C) 2008 American Physical Society

Averaging approach to phase coherence of uncoupled limit-cycle oscillators receiving common random impulses

Kensuke Arai^{1,*} and Hiroya Nakao^{1,2}¹*Department of Physics, Kyoto University, Kyoto 606-8502, Japan*²*Abteilung Physikalische Chemie, Fritz-Haber-Institut der Max-Planck-Gesellschaft, Faradayweg 4-6, 14195 Berlin, Germany*

(Received 29 April 2008; published 29 December 2008)

Populations of uncoupled limit-cycle oscillators receiving common random impulses show various types of phase-coherent states, which are characterized by the distribution of phase differences between pairs of oscillators. We develop a theory to predict the stationary distribution of pairwise phase differences from the phase response curve, which quantitatively encapsulates the oscillator dynamics, via averaging of the Frobenius-Perron equation describing the impulse-driven oscillators. The validity of our theory is confirmed by direct numerical simulations using the FitzHugh-Nagumo neural oscillator receiving common Poisson impulses as an example.

DOI: [10.1103/PhysRevE.78.066220](https://doi.org/10.1103/PhysRevE.78.066220)

PACS number(s): 05.45.Xt, 02.50.Ey, 05.40.Ca

I. INTRODUCTION

Coherence phenomena exhibited by dynamical units receiving correlated drive signals have been the focus of much recent research [1–16,18]. Experimentally, synchronization among dynamical units receiving a common fluctuating drive, or the response reproducibility of a single unit receiving identical fluctuating drive, has been shown in neurons [1–3], chaotic lasers [4], and electrical oscillators [5–7]. The slightly counterintuitive phenomenon of desynchronization or antireliability via a common input has been seen in electrical oscillators [7], electrochemical oscillators [8], and light-sensitive circadian cells [9]. Further, coexistence of multiple synchronized groups of dynamical units has been observed in chaotic electrical circuits; they are known as multiple basins of consistency [6]. For limit-cycle oscillators, theoretical analysis has yielded quite a few quantitative results explaining synchronization, desynchronization, and multiple synchronized groups or clusters exhibited in an ensemble of limit-cycle oscillators [7,13–18].

Our previous work [7,16] analyzed the linear stability of synchronized or clustered states of uncoupled limit-cycle oscillators subject to random common external impulses by calculating the Lyapunov exponent, which quantifies the average rate of growth of an infinitesimal phase separation between a pair of oscillators. The only dynamical information we require about the oscillator is contained in a simple function called the phase response curve (PRC) describing the magnitude of phase advance or retardation due to a perturbation at a given phase [19,20]. The PRC has been measured in many oscillator-like systems, including neurons, circadian oscillators, cardiac cells, and electrical circuits [7,9,22–24]. For nonfrequent impulses, the Lyapunov exponent Λ is given by

$$\Lambda = \lambda \int_0^1 d\phi \int_c dc \ln \left| 1 + \frac{\partial}{\partial \phi} G(\phi, c) \right| p(c), \quad (1)$$

where λ is the mean number of impulses in a unit time (or rate), $G(\phi, c)$ is the PRC for an impulsive perturbation whose intensity and direction (or *mark* [25]) is c , $p(c)$ is the probability density of the mark, and the integral is over the oscillator phase ϕ and the mark c . A negative (positive) Λ means that an infinitesimal phase difference shrinks (grows) on the average, resulting in synchronization (desynchronization) of the oscillators.

However, the Lyapunov exponent alone is not sufficient to characterize the whole coherence phenomenon induced by the common impulses, because it is an average quantity over the entire limit cycle that characterizes only the local linear stability of the synchronized state. The phase difference generally does not monotonically decrease or increase over successive common impulses due to fluctuations in the expansion rate of the phase difference, which is determined by the precise form of the PRC. When small external noises or inhomogeneities exist, such fluctuations may induce large excursions from the synchronized state even if the Lyapunov exponent is negative on average. Oscillator pairs may find themselves with a large phase difference, but the global distribution of the phase difference cannot be explained by a linear stability analysis.

In this paper, we continue the theoretical analysis for an ensemble of generic uncoupled limit-cycle oscillators to obtain the stationary distribution of pairwise phase differences.¹ Starting from general dynamical equations for a pair of limit-cycle oscillators driven by common impulses, we derive a pair of random maps and the corresponding two-body Frobenius-Perron equation [26,27] using the phase reduction method [7,19,20]. We then derive an approximate one-body

¹For an ensemble of uncoupled oscillators, no many-body effects due to coupling arise, and analysis of the phase relation between two oscillators is sufficient to understand the situation for N oscillators.

*arai@ton.scphys.kyoto-u.ac.jp; <http://www.ton.scphys.kyoto-u.ac.jp/nonlinear>

Frobenius-Perron equation for the phase difference by averaging out the fast phase dynamics, which yields the stationary distribution of the phase difference. The theoretical result is compared with direct numerical simulations using FitzHugh-Nagumo oscillators receiving common Poisson impulses.

II. THEORY

A. Phase reduction of the dynamical equation

We investigate a pair of uncoupled oscillators receiving common random impulses and also subject to independent, weak additive Gaussian white noise. The stochastic dynamical equation for the i th oscillator in this pair is [7]

$$\dot{X}_i(t) = F(X_i) + \sum_{n=1}^{N(t)} \sigma(X_i, \mathbf{c}^{(n)}) h(t - t^{(n)}) + \sqrt{D} \mathbf{H}(X_i) \boldsymbol{\eta}_i, \quad (2)$$

where $i=1, 2$, $X_i(t) \in \mathbf{R}^M$ is the oscillator state at time t , and $F(X_i): \mathbf{R}^M \rightarrow \mathbf{R}^M$ is the dynamics of a single oscillator, $N(t)$ is the number of received impulses up to time t , $t^{(n)}$ is the arrival time of the n th impulse, $\mathbf{c}^{(n)} \in \mathbf{R}^K$ is the intensity and direction, or mark [25], of the n th impulse, $\sigma(X_i, \mathbf{c}): \mathbf{R}^M \times \mathbf{R}^K \rightarrow \mathbf{R}^M$ is the coupling function describing the effect of an impulse \mathbf{c} on X_i , $h(t - t^{(n)})$ is the infinitesimally narrow unit impulse whose wave form is localized at the time $t^{(n)}$ of the impulse [$\int_{-\infty}^{\infty} h(t - t^{(n)}) dt = 1$], $\mathbf{H}(X_i) \in \mathbf{R}^{M \times M}$ is the coupling matrix of the independent noise to the oscillator, $\boldsymbol{\eta}_i \in \mathbf{R}^M$ is a Gaussian white noise of unit intensity with correlation $\langle \eta_i^\alpha(t) \eta_j^\beta(s) \rangle = \delta(t - s) \delta_{\alpha\beta} \delta_{ij}$ added independently to each oscillator, and D is the intensity of the independent noise. We interpret Eq. (2) in the Stratonovich sense. If the impulses and the independent noises are absent ($\mathbf{H} = \mathbf{0}$, $\boldsymbol{\sigma} = \mathbf{0}$), the system is assumed to have a single stable limit-cycle solution, $X_0(t)$.

As in our previous papers [7,16], we use the phase reduction method to analyze the dynamics of impulse-driven oscillators. We define an asymptotic phase [19,20] ϕ along the limit cycle $X_0(t)$ that constantly increases with a natural frequency ω , and extend the definition of phase to the whole state space of the oscillator (except for phase singular sets) by identifying the orbits that asymptotically converge to the same point on the limit cycle. This defines a mapping from the oscillator state $X \in \mathbf{R}^M$ to the phase $\phi \in [0, 1]$.

We assume that the interval between impulses is long compared to the relaxation time back to the limit cycle, so the oscillator is almost always on the limit cycle when an impulse is received. We can then reduce Eq. (2) to the dynamics of a single asymptotic phase ϕ_i . The dynamics of the phase $\phi_i^{(n)}$ right before the n th impulse is received can be approximately described by a random map

$$\phi_i^{(n+1)} = \phi_i^{(n)} + G(\phi_i^{(n)}, \mathbf{c}^{(n)}) + \omega \tau^{(n)} + \gamma_i^{(n)}, \quad (3)$$

where $G(\phi, \mathbf{c})$ is the PRC, $\omega \tau^{(n)}$ is the increase in phase during the interval between the n th and $(n+1)$ th impulses

$\tau^{(n)} = t^{(n+1)} - t^{(n)}$, and $\gamma_i^{(n)}$ is the displacement caused by the additive independent Gaussian noise $\boldsymbol{\eta}_i$ in the interval $\tau^{(n)}$. From now on, we assume the range of ϕ to be the real numbers \mathbf{R} by taking into account the number of windings around the limit cycle, which makes the treatment of periodic boundary conditions easier in the following derivation [28].

The PRC $G(\phi, \mathbf{c})$ describes the change in phase of the oscillator when an impulse of mark \mathbf{c} is received at phase ϕ on the limit cycle, which is periodic in ϕ , i.e., $G(\phi + 1, \mathbf{c}) = G(\phi, \mathbf{c})$. It can be obtained by applying the approximation theorem by Marcus [21] to the impulsive term in Eq. (2) as [7]

$$G(\phi, \mathbf{c}) = \phi(X_0(\phi) + \mathbf{g}(X_0(\phi), \mathbf{c})) - \phi, \quad (4)$$

where $\mathbf{g}(X, \mathbf{c}) = \{\exp[\sum_j \sigma_j(X, \mathbf{c})(\partial/\partial X_j)] - 1\} X$.² The PRC is related to the phase sensitivity function [20] $Z_i(\phi) \equiv \partial \phi / \partial X_i|_{X=X_0(\phi)}$ by $G(\phi, \mathbf{c}) \approx \mathbf{Z}(\phi) \cdot \sigma(X_0(\phi), \mathbf{c})$ when the effect of the impulse $\sigma(X_0(\phi), \mathbf{c})$ is small.

Generally speaking, the displacement $\gamma_i^{(n)}$ depends on the oscillator phase $\phi_i^{(n)}$, the impulse mark $\mathbf{c}^{(n)}$, and the relaxation path to the limit cycle after each impulse. We approximate the actual distribution function of $\gamma_i^{(n)}$ by a zero-mean Gaussian normal distribution with variance $\epsilon^2 \tau^{(n)}$.³ The approximate diffusion constant ϵ can be obtained by ignoring the fast relaxation dynamics to the limit cycle after the impulse and by averaging the phase dependence over the limit cycle as [17]

$$\epsilon^2 = \int_0^1 \sum_{ijk} Z_i(\phi) Z_j(\phi) H(X_0(\phi))_{ik} H(X_0(\phi))_{jk} d\phi, \quad (5)$$

where we utilize the fact that the stationary phase distribution of a single oscillator receiving infrequent impulsive forcing is nearly uniform [7,16]. As we demonstrate later, this is a good approximation for oscillators whose relaxation to the limit cycle is sufficiently fast.

B. Frobenius-Perron equation for the phase difference

Let us consider the dynamics of the joint probability distribution $\rho(\phi_1, \phi_2, n)$ of the phases (ϕ_1, ϕ_2) right before the n th impulse, determined by the random map Eq. (3). We assume the range of phase variables to be $\phi_{1,2} \in \mathbf{R}$. The Frobenius-Perron equation for the evolution of the joint distribution is

²For the Ito interpretation of the impulse term, the PRC is simply given by $G(\phi, \mathbf{c}) = \phi(X_0(\phi) + \sigma(X_0(\phi), \mathbf{c})) - \phi$ [7].

³The Stratonovich interpretation of Eq. (2) introduces a phase-dependent drift term that disappears upon averaging over the limit cycle [17], so the additive diffusion term $\gamma_i^{(n)}$ may be taken to have zero mean.

$$\begin{aligned}
 \rho(\phi_1, \phi_2, n+1) &= \int_{-\infty}^{\infty} d\phi'_1 \int_{-\infty}^{\infty} d\phi'_2 \int_0^{\infty} d\tau \int_c dc \int_{-\infty}^{\infty} d\gamma_1 \int_{-\infty}^{\infty} d\gamma_2 W(\tau) p(\mathbf{c}) R(\gamma_1, \tau) R(\gamma_2, \tau) \\
 &\quad \times \delta(\phi_1 - \phi'_1 - G(\phi'_1, \mathbf{c}) - \omega\tau - \gamma_1) \delta(\phi_2 - \phi'_2 - G(\phi'_2, \mathbf{c}) - \omega\tau - \gamma_2) \rho(\phi'_1, \phi'_2, n) \\
 &= \int_{-\infty}^{\infty} d\phi'_1 \int_{-\infty}^{\infty} d\phi'_2 \int_0^{\infty} d\tau \int_c dc W(\tau) p(\mathbf{c}) R(\phi_1 - \phi'_1 - G(\phi'_1, \mathbf{c}) - \omega\tau, \tau) \\
 &\quad \times R(\phi_2 - \phi'_2 - G(\phi'_2, \mathbf{c}) - \omega\tau, \tau) \rho(\phi'_1, \phi'_2, n), \tag{6}
 \end{aligned}$$

where $W(\tau)$ is the interimpulse distribution, $G(\phi, \mathbf{c})$ is the PRC, and $R(\gamma_i, \tau)$ is the probability that an oscillator i has diffused an amount γ_i in a time interval τ , which we approximated as a normal distribution with variance $\epsilon^2\tau$.

Going to the center-of-mass coordinates, we change variables to $\psi = (\phi_1 + \phi_2)/2$ and $\xi = \phi_1 - \phi_2$, where ψ is the mean phase and ξ is the phase difference. The Frobenius-Perron equation (6) is transformed as

$$\begin{aligned}
 \rho(\psi, \xi, n+1) &= \int_{-\infty}^{\infty} d\psi' \int_{-\infty}^{\infty} d\xi' \int_0^{\infty} d\tau \int_c dc p(\mathbf{c}) W(\tau) \\
 &\quad \times R\left(\psi + \frac{\xi}{2} - \psi' - \frac{\xi'}{2} - G\left(\psi' + \frac{\xi'}{2}, \mathbf{c}\right) - \omega\tau, \tau\right) \\
 &\quad \times R\left(\psi - \frac{\xi}{2} - \psi' + \frac{\xi'}{2} - G\left(\psi' - \frac{\xi'}{2}, \mathbf{c}\right) - \omega\tau, \tau\right) \\
 &\quad \times \rho(\psi', \xi', n).
 \end{aligned}$$

We now restrict the mean phase to $\psi \in [0, 1)$ and the phase difference to $\xi \in (-1, 1)$, similarly to Ermentrout and Saunders [28] by introducing a new distribution function

$$P(\psi, \xi, n) = \sum_{p=-\infty}^{\infty} \sum_{q=-\infty}^{\infty} \rho(\psi + p, \xi + 2q, n), \tag{7}$$

which sums up contributions from pairs of phase values with different winding numbers but that represent physically equivalent situations on the limit cycle. This ‘‘wrapped’’ $P(\psi, \xi, n)$ corresponds to the actual distribution of the mean phase and the phase difference measured in simulations or experiments. Using the periodicity of the PRC, we obtain

$$\begin{aligned}
 P(\psi, \xi, n+1) &= \sum_{\pi(p)=\pi(q)} \int_0^1 d\psi' \int_{-1}^1 d\xi' \int_0^{\infty} d\tau \int_c dc p(\mathbf{c}) W(\tau) \\
 &\quad \times R\left(\psi + \frac{\xi}{2} - \psi' - \frac{\xi'}{2} + p - G\left(\psi' + \frac{\xi'}{2}, \mathbf{c}\right) - \omega\tau, \tau\right) \\
 &\quad \times R\left(\psi - \frac{\xi}{2} - \psi' + \frac{\xi'}{2} + q - G\left(\psi' - \frac{\xi'}{2}, \mathbf{c}\right) - \omega\tau, \tau\right) \\
 &\quad \times P(\psi', \xi', n),
 \end{aligned}$$

where the summation involves all pairs of p and q of equal parity [$\pi(\cdot)$ denotes the parity of an integer].

To obtain a closed equation for the phase difference ξ , we now average out the fast dynamics of the mean phase ψ . If the impulses are not very frequent and the magnitude of the independent noise is small, the mean phase ψ is a rapidly changing variable compared to the phase difference ξ . Then ψ and ξ can be taken to be nearly independent, and the joint probability density can be separated as $P(\psi, \xi, n) \simeq S(\psi, n)U(\xi, n)$, where $S(\psi, n)$ and $U(\xi, n)$ are the probability density functions of ψ and ξ , respectively. Note that $U(\xi, n)$ is periodic in ξ , $U(\xi \pm 1, n) = U(\xi, n)$, because ξ and $\xi \pm 1$ represent the same phase difference. For nonfrequent impulses, ψ is almost uniformly distributed on the limit cycle, $S(\psi, n) \simeq 1$ [7,16]. We then average over ψ on both sides to obtain

$$U(\xi, n+1) = \int_{-1}^1 d\xi' \int_0^1 d\psi' \int_0^1 d\psi T(\psi, \xi, \psi', \xi') U(\xi', n), \tag{8}$$

where

$$\begin{aligned}
 T(\psi, \xi, \psi', \xi') &= \sum_{\pi(p)=\pi(q)} \int_0^{\infty} d\tau \int_c dc p(\mathbf{c}) W(\tau) \\
 &\quad \times R\left(\psi + \frac{\xi}{2} - \psi' - \frac{\xi'}{2} + p - G\left(\psi' + \frac{\xi'}{2}, \mathbf{c}\right) - \omega\tau, \tau\right) \\
 &\quad \times R\left(\psi - \frac{\xi}{2} - \psi' + \frac{\xi'}{2} + q - G\left(\psi' - \frac{\xi'}{2}, \mathbf{c}\right) - \omega\tau, \tau\right). \tag{9}
 \end{aligned}$$

We now derive an approximate one-body Frobenius-Perron equation for the distribution of the phase difference,

$$X(\xi, n+1) = \int_{-1}^1 X(\xi, \xi') U(\xi', n) d\xi', \tag{10}$$

where the transition probability is given by

$$X(\xi, \xi') = \int_0^1 d\psi' \int_0^1 d\psi T(\psi, \xi, \psi', \xi'). \tag{11}$$

Thus, we have reduced the problem to that of finding the stationary distribution of a Markov process for the random

variable ξ with transition probability $X(\xi, \xi')$. By numerical estimation of the transition probability $X(\xi, \xi')$ from the PRC, Eq. (10) can be iterated until a stationary state is reached. $X(\xi, \xi')$ is periodic in ξ and ξ' , $X(\xi \pm 1, \xi' \pm 1) = X(\xi, \xi')$.

In the following numerical simulations, we assume that the random impulses are generated by a Poisson process, and fix c so that all impulse marks are identical. The interimpulse interval is exponentially distributed,

$$W(\tau) = \frac{1}{\tau_p} \exp\left(-\frac{\tau}{\tau_p}\right), \quad (12)$$

where the parameter τ_p is the mean impulse interval. We further simplify the calculation by neglecting the dependence of $R(\gamma_i, \tau)$ on τ in Eq. (9) by replacing it with $R(\gamma_i, \tau_p)$, a normal distribution with fixed variance $e^2 \tau_p$, which is equal to the average variance of the diffusion γ_i in a mean interimpulse interval τ_p . Defining $G'_- = G(\psi' + \xi'/2, c) - G(\psi' - \xi'/2, c)$ and $G'_+ = G(\psi' + \xi'/2, c) + G(\psi' - \xi'/2, c)$, the function $T(\psi, \xi, \psi', \xi')$ can then explicitly be calculated as

$$\begin{aligned} T(\psi, \xi, \psi', \xi') &= \frac{\exp(D/4\tau_p\omega^2)}{\omega\tau_p} \sqrt{\frac{D\tau_p}{4\pi}} \\ &\times \sum_{p \text{ even}} \exp\left(-\frac{(\xi - \xi' - G'_- + p)^2}{4D\tau_p}\right) \\ &\times \sum_q \exp\left(-\frac{\psi - \psi' - G'_+/2 + q}{\omega\tau_p}\right) \\ &\times \left[\operatorname{erf}\left(\frac{2\omega(\psi - \psi' - G'_+/2 + q) - D}{2\omega\sqrt{D\tau_p}}\right) + 1 \right], \end{aligned} \quad (13)$$

where erf is the Gauss error function. In numerical calculations, it is sufficient to use the first several terms in the summation for p . Since the error function approaches 1 (−1) very quickly for positive (negative) values of its argument, for a small enough value of D , the sum over q is to a good approximation a geometric series.

III. NUMERICAL SIMULATIONS

As an example of a limit-cycle oscillator, we employ the FitzHugh-Nagumo (FHN) neural oscillator [29] driven by common Poisson impulses and independent Gaussian white noises described by the following set of equations:

$$\dot{u}_i = \varepsilon(v_i + a - bu_i),$$

$$\dot{v}_i = v_i - \frac{v_i^3}{3} - u_i + I_0 + \sigma(v_i, c) \sum_{n=1}^{N(t)} h(t - t_n) + \sqrt{D} \eta_i(t). \quad (14)$$

Here, the parameters ε , a , and b are fixed at $\varepsilon=0.08$, $a=0.7$, $b=0.8$, and we use the parameter I_0 as a bifurcation parameter. The last two terms of the equation for v describe the impulses and noises, where $h(t)$ represents a unit impulse and $\sigma(v, c)$ describes the v_i -dependent effect of the impulse on the oscillator. In this example, both \mathbf{H} and $\boldsymbol{\sigma}$ have only

one nonzero component. For simplicity, we take the impulse strength c to be a constant value. When both terms are zero, a limit cycle exists for $I_0 \in [0.331, 1.419]$, which is created by a subcritical Hopf bifurcation at either limit of I_0 . For the simulations, we employ $I_0=0.34$ and 0.875 , which give oscillator periods of $T \approx 46.792$ and ≈ 36.418 , respectively. We choose these values because the oscillator characteristics change in such a way as to show synchronized and desynchronized states for additive impulses, and stable two-cluster states for linear multiplicative impulses. We set the mean interval between the impulses at $\tau_p=10T$. Results similar to the following have been obtained using Stuart-Landau and Moris-Lecar oscillators. However, we restrict our discussion to the FitzHugh-Nagumo model as it displays all of the salient features of interest.

In direct numerical simulations of Eq. (14), we realized the Stratonovich interpretation by using a colored Gaussian noise generated by the Ornstein-Uhlenbeck process $\tau \dot{\eta}(t) = -\eta(t) + \chi(t)$, where $\chi(t)$ is a Gaussian white noise of unit intensity, and delivering the impulses as discontinuous jumps of amplitude given by the Marcus approximation theorem of continuous physical jumps [7,21]. The correlation time τ of $\eta(t)$ was set to 0.05, which is much shorter than the oscillator period T . In calculating the Frobenius-Perron equation (10), we numerically estimate $X(\xi, \xi')$ and $U(\xi)$ on discrete grids of dimensions between 128 and 2048 for ξ and ξ' , depending on how rapidly $X(\xi, \xi')$ varies as a function of ξ and ξ' . Generally, the larger the value of D , the lower the required resolution.

We show examples of PRCs for different values of the impulse strength c obtained for the FHN oscillator through simulation in Fig. 1, as well as the resultant transition probability $X(\xi, \xi')$. In all of the figures, we show only $\xi \in [-0.5, 0.5]$ as $X(\xi, \xi')$ and $U(\xi)$ are periodic. The Lyapunov exponent Λ is negative for smooth PRCs, and positive for rapidly fluctuating PRCs. The generic dynamical behavior of the oscillators is as follows [7]. When $\Lambda < 0$, the system settles down into a largely quiescent state once synchronization is achieved. The rare but sudden disintegration of a pair of oscillators is possible if there are regions of the PRC with positive local Lyapunov exponent, but the relative separation of a pair remains largely static. However, for $\Lambda > 0$, disintegration of a pair happens routinely, followed by a gradual reunion, and this cycle continues *ad infinitum*. These occasional sudden, large excursions from the synchronized state is generally known as modulational or on-off intermittency [30,31], and is a characteristic behavior of a random multiplicative process, of which our system is an example.

Now let us examine the stationary distribution $U(\xi)$ of the phase difference ξ . We expect the distribution of ξ to be qualitatively different between Λ of different sign. Figures 2 and 3 show the distribution of ξ for additive impulses [$\sigma(v, c) \equiv c$, $c=0.5, -0.2$, respectively] at various intensities of independent noise for PRCs with negative and positive Λ . In all figures, theoretical curves obtained using our Frobenius-Perron equation for the phase difference nicely fit the results of direct numerical simulations, which indicates that the approximations we have made so far are reasonable for the parameter values we use. It is readily apparent that, if the synchronized state is stable, the synchronized peaks be-

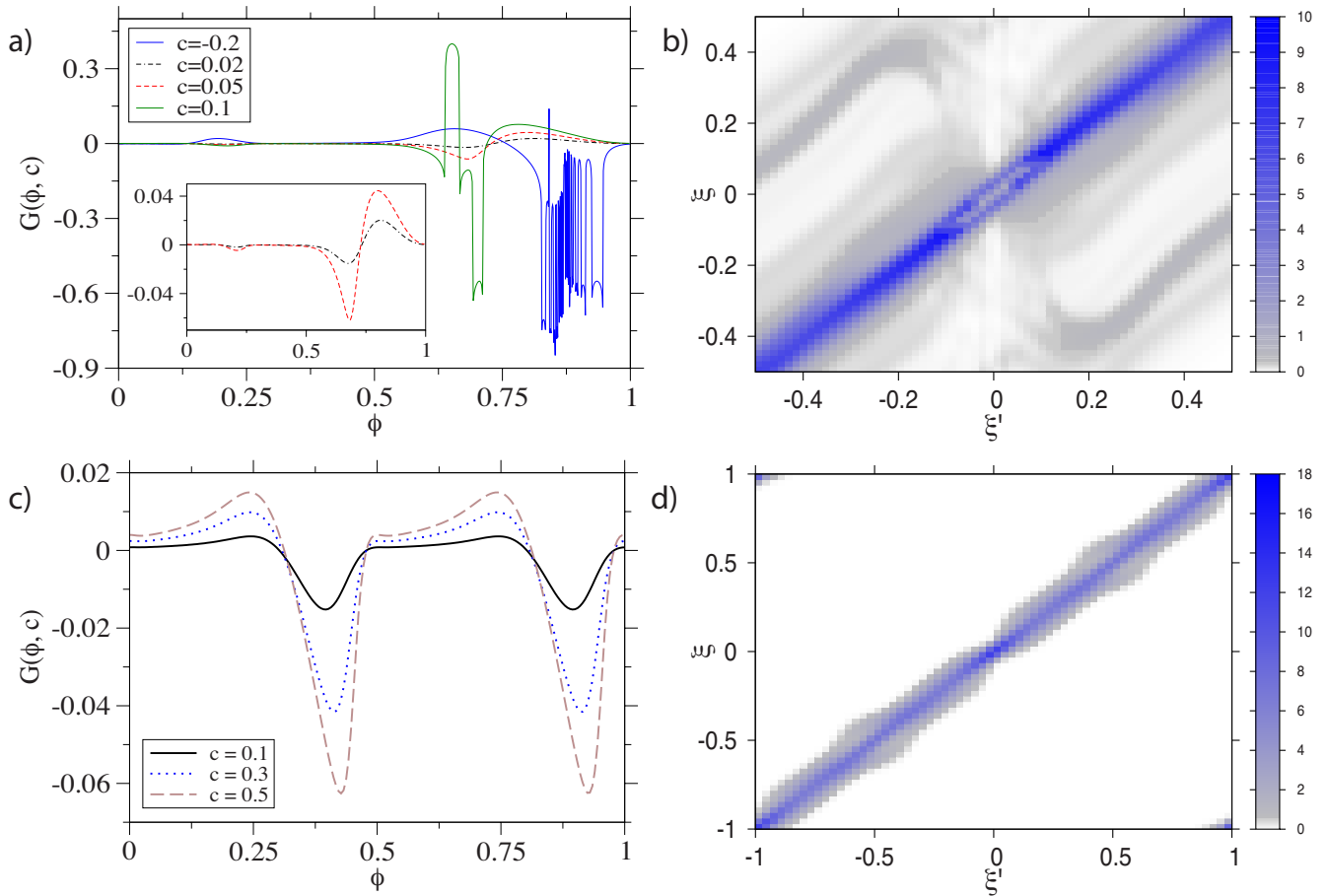


FIG. 1. (Color online) (a) PRC $G(\phi)$ for various values of additive impulse intensity c for the FHN oscillator with $I=0.34$, with the PRCs of smaller amplitudes shown enlarged in the inset. (b) Averaged phase difference transition probability $X(\xi, \xi')$ for additive impulses with $c=-0.2$, $D=2.5 \times 10^{-5}$, corresponding to the case shown in Fig. 2. (c), (d) PRCs for $I=0.875$ with multiplicative impulses, and corresponding transition probability for $c=0.5$, $D=2.5 \times 10^{-5}$, corresponding to the case shown in Fig. 5. The PRC of FHN gains additional symmetry $G(\phi)=G(\phi+0.5)$ [as does the transition probability $X(\xi, \xi')=X(\xi \pm 0.5, \xi' \pm 0.5)$] with application of balanced, multiplicative noise, $\sigma(v, c)=cv$.

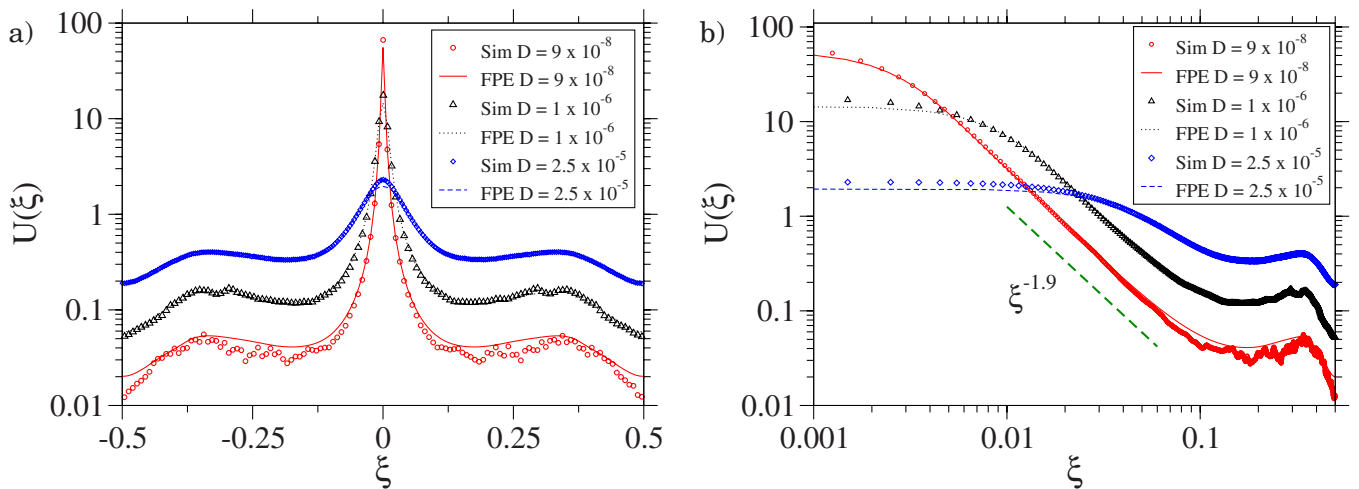


FIG. 2. (Color online) Comparison of $U(\xi)$ for the case of $\Lambda < 0$ calculated using the averaged Frobenius-Perron equation (FPE) and measured via simulation (Sim). (a) shows the global distribution on a semilogarithmic scale, and (b) the distribution near $\xi=0$ on a log-log scale for $\xi > 0$. The intensity of independent, additive noise (diffusion) is varied ($D=9 \times 10^{-8}$, 1×10^{-6} , 2.5×10^{-5}) while the intensity of the common impulse ($c=0.5$) is kept constant for FHN oscillators with $I_0=0.875$. It can be seen that lowering the independent noise narrows and increases the height of the peaks of the distribution near $\xi=0$. Because the Lyapunov exponent remains constant, the slope is preserved for various diffusion strengths.

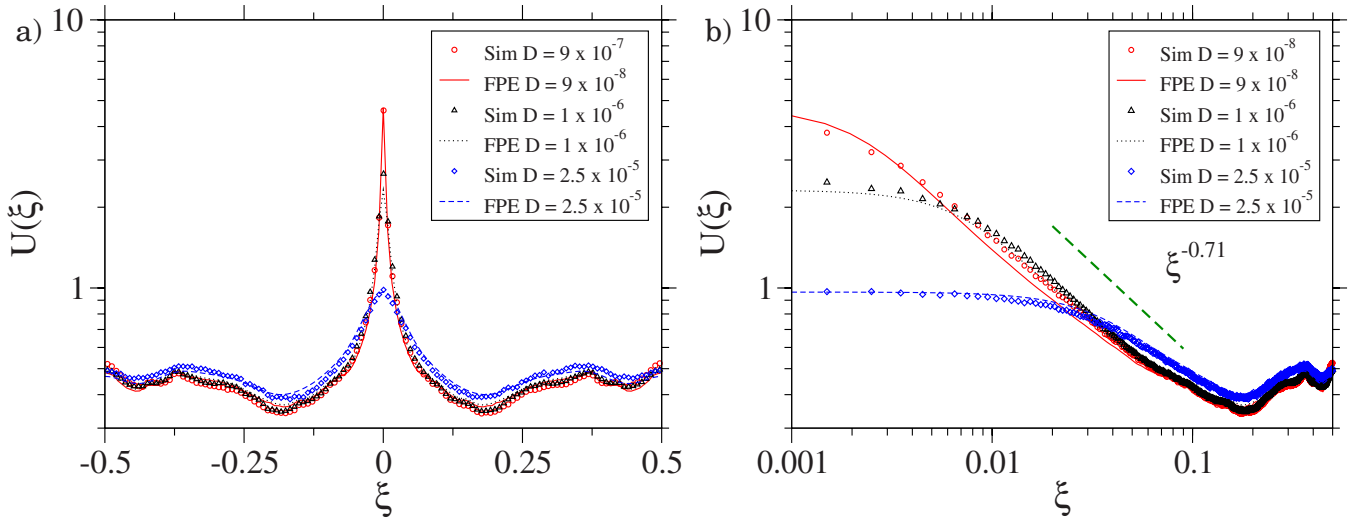


FIG. 3. (Color online) Comparison of $U(\xi)$ for the case of $\Lambda > 0$ calculated using the averaged Frobenius-Perron equation (FPE) and measured via simulation (Sim). (a) shows the global distribution on a semilogarithmic scale (note the y-axis range in comparison with Figs. 2 and 5), and (b) the distribution near $\xi=0$ on a log-log scale. The intensity of independent, additive noise is varied ($D=9 \times 10^{-8}$, 1×10^{-6} , 2.5×10^{-5}) while the intensity of the common impulse ($c=-0.2$) is kept constant for FHN oscillators with $I_0=0.34$. Due to the inherent instability of the $\xi=0$ state, the distribution of ξ reaches a limiting value as the independent, additive noise is lowered.

come taller and narrower as the diffusion is made smaller, while ξ far away from the stable peaks become increasingly rare. On the other hand, if the synchronized state is unstable, the distribution for rare ξ reaches a limiting value, while only the tip of the synchronized peak increases in height and the width of the peak remains constant. The distributions exhibit a power-law dependence near $\xi=0$, a characteristic of random multiplicative processes [30–33]. As shown in Fig. 4, different power-law exponents are obtained by changing the impulse strength c ($=-0.2, 0.05, 0.1$), where the Lyapunov exponent Λ determines whether the slope of the power law is steeper or shallower than -1 [30–33].

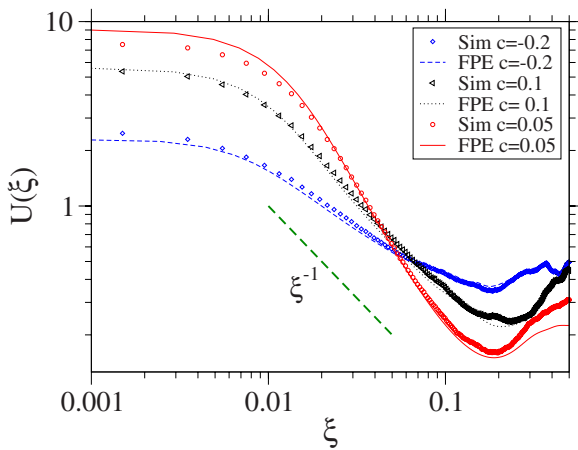


FIG. 4. (Color online) Power-law distributions of phase difference $U(\xi)$ near $\xi=0$ on a log-log scales for the FHN oscillator with $I=0.34$. The intensity of independent, additive noise is kept constant ($D=1 \times 10^{-6}$) while the intensity of the common impulse is varied ($c=-0.2, 0.05, 0.1$). As the Lyapunov exponent of the system is changed, the slope of the power law changes correspondingly.

Figure 5 shows the same basic mechanism at work for the case with linear multiplicative impulses [$\sigma(v, c) = cv$, $c=0.5$], which exhibits symmetric two-cluster states. The distribution, which is nicely fitted by the theoretical curve, has three peaks in this case, corresponding to the three possible phase differences in the two-cluster states ($\xi=0$ and ± 0.5 , where $\xi = +0.5$ and -0.5 represent the same phase difference). Near each peak, the distribution exhibits power-law dependence, as for the case of additive impulses.

IV. COMPARISON WITH COUPLED OSCILLATORS

We have shown that common random impulses applied to a pair of uncoupled limit-cycle oscillators generally produce phase coherence. Much existing work focuses on the self-organizing coherence brought about through coupled elements, so we would like to touch upon the similarities and differences between the coherence observable between coupled and uncoupled systems receiving a common random input. For simplicity, we consider a pair of identical oscillators.

Sufficiently weak common random input to uncoupled oscillators always tends to stabilize the synchronized state at zero phase difference regardless of the shape of the PRC. The probability density function $U(\xi)$ of the phase difference ξ always has a peak at $\xi=0$, as we have seen in Figs. 2, 3, and 5. When the common input is stronger, the in-phase synchronized state $\xi=0$ can be unstable. We nevertheless observe that $U(\xi)$ has a local maximum at $\xi=0$ as shown in Fig. 3 for weakly unstable situations. For much stronger inputs, the PRC can take highly irregular forms that contain many discontinuities or with many rapid, large-amplitude oscillations. It is then possible for $U(\xi)$ to have a local minimum at $\xi=0$.

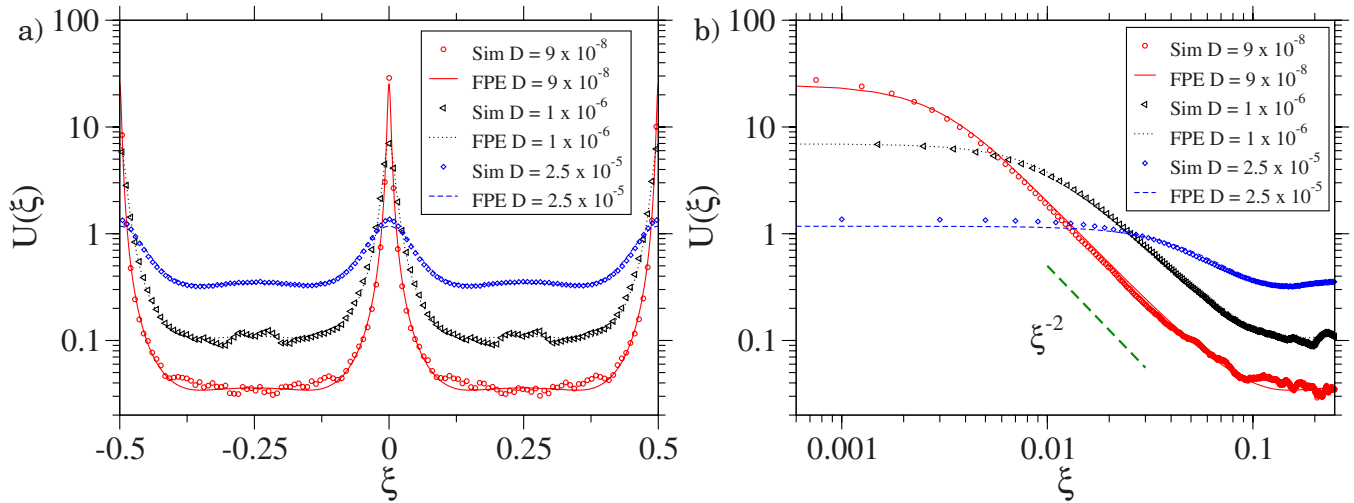


FIG. 5. (Color online) Comparison of two-clustered ξ distribution for the case of $\Lambda < 0$ calculated using the averaged Frobenius-Perron equation (FPE) and measured via simulation (Sim) for impulses with $c=0.5$, FHN bifurcation parameter $I_0=0.875$, and independent additive noise ($D=9 \times 10^{-8}$, 1×10^{-6} , 2.5×10^{-5}). (a) shows the global distribution on a semilogarithmic scale and (b) the distribution near $\xi=0$ on a log-log scale.

In contrast, for oscillators with weak mutual coupling, the in-phase synchronized state may be either stable or unstable depending on the shape of the PRC and the interaction function between the oscillators. If the in-phase state is unstable, there will be no peak appearing at $\xi=0$; instead, a peak is expected at some other $\xi \neq 0$ [28,34].

This illustrates the biggest difference between coherence in mutually coupled and uncoupled systems subject to common inputs. In coupled systems, it is possible to have a single stable phase-locked state with $\xi \neq 0$, while in uncoupled systems, this is not possible. One possible point of confusion that arises here may be our use of the terms “stable” and “unstable.” For uncoupled oscillators driven by a common input, these terms represent the *statistical* stability of the synchronized state. Even if the synchronized state induced by a common input is slightly unstable, the distribution of the phase differences can still have a shallow maximum at zero phase difference. The vicinity of $\xi=0$ is an attractive region even if the synchronized state is weakly unstable. In contrast, these terms represent *deterministic* stability for coupled systems. If the state is unstable, we never observe such a maximum even if independent noises are added.

If the natural frequencies of the oscillators are different, the difference in phase coherence behavior will be more subtle. In this case, a local extremum in $U(\xi)$ at $\xi \neq 0$ appears for two nonidentical oscillators driven by a common input, and may be a maximum or minimum depending on the degree of statistical stability or instability of the locked state (data not shown). In weakly mutually coupled systems, the deterministic stability is once again dependent on the interaction function, and, in addition, the magnitude of the difference of the natural frequencies. Furthermore, combined effects of coupling and common input, which may be important in practical situations, will lead to more intriguing behavior.

V. SUMMARY

We have found an approximate method to calculate the steady-state probability distribution of the pairwise phase difference in an ensemble of uncoupled oscillators receiving random impulses. The system is essentially a random multiplicative process, and as such shows modulational intermittent behavior and power-law dependence of the distribution near its peak. Qualitative and quantitative features of the distributions have been found relating the results to the Lyapunov exponents that characterized the stability of clustered states in earlier works [7,16].

Our treatment is conceptually a generalization of our previous result [17] on uncoupled limit-cycle oscillators subject to common and independent infinitesimal Gaussian white noises. In that case, the common noise always stabilizes the synchronized state as long as the oscillator possesses a continuous phase sensitivity function. The oscillators form one or more synchronized clusters, depending on the degree of symmetry possessed by the system. By contrast, in the scenario studied in this paper, there is the further possibility that common impulses may destabilize the synchronized state, which can still quantitatively be analyzed within our theoretical framework based on the averaged Frobenius-Perron equation.⁴

In this work, we considered a pair of identical oscillators subject to the same common impulses, and considered the diffusion in between received impulses as the effect of independent noises. Our method can also be applicable if the natural frequencies or the PRCs of the oscillators are slightly different. Furthermore, we can also interpret the diffusion as the result of inherently noisy response of an oscillator to

⁴The slope of the power-law dependence of $U(\xi)$ near the peak is always -2 for the infinitesimal Gaussian white drive, while it can take a range of values in the present impulsive drive.

pulsatile inputs. The consequences of a noisy PRC have been treated recently in the case of mutually coupled neural oscillators [28]. Mildly chaotic, nonmixing oscillators also show a similar noisiness in their responses. A noisy PRC also arises in the case of globally coupled oscillators exhibiting a collective coherent oscillation, where the response of the collective oscillation is inherently fluctuating due to finite-size effects, in particular near the critical point of the synchronization transition [35]. The method developed within this pa-

per may prove to be useful in analyzing the dynamics of such systems. Further results will be reported in the near future.

ACKNOWLEDGMENT

This work is supported by the Grant-in-Aid for Young Scientists (B) Contract No. 19760253, 2007, from the Ministry of Education, Culture, Sports, Science, and Technology of Japan.

-
- [1] Z. F. Mainen and T. J. Sejnowski, *Science* **268**, 1503 (1995).
 [2] M. D. Binder and R. K. Powers, *J. Neurophysiol.* **143**, 137 (2001).
 [3] R. F. Galán, N. F. Trocme, G. B. Ermentrout, and N. N. Urban, *J. Neurosci.* **26**, 3646 (2006).
 [4] R. Roy and K. S. Thornburg, Jr., *Phys. Rev. Lett.* **72**, 2009 (1994); A. Uchida, R. McAllister, and R. Roy, *ibid.* **93**, 244102 (2004).
 [5] K. Yoshida, K. Sato, and A. Sugamaga, *J. Sound Vib.* **290**, 34 (2006).
 [6] H. Yip, S. Sano, A. Uchida, and S. Yoshimori, in *Proceedings of NOLTA 2007, Vancouver, Canada* (IEICE, Tokyo, 2007).
 [7] K. Arai and H. Nakao, *Phys. Rev. E* **77**, 036218 (2008).
 [8] Y. Zhai, I. Z. Kiss, P. A. Tass, and J. L. Hudson, *Phys. Rev. E* **71**, 065202(R) (2005).
 [9] H. Ukai, T. J. Kobayashi, M. Nagano, K. Masumoto, M. Sujino, T. Kondo, K. Yagita, Y. Shige-yoshi, and H. R. Ueda, *Nat. Cell Biol.* **9**, 1327 (2007).
 [10] R. Toral, C. R. Mirasso, E. Hernández-García, and O. Piro, *Chaos* **11**, 665 (2001).
 [11] C. Zhou and J. Kurths, *Phys. Rev. Lett.* **88**, 230602 (2002).
 [12] K. Pakdaman, *Neural Comput.* **14**, 781 (2002).
 [13] J. N. Teramae and D. Tanaka, *Phys. Rev. Lett.* **93**, 204103 (2004); *Prog. Theor. Phys. Suppl.* **161**, 360 (2006).
 [14] D. S. Goldobin and A. Pikovsky, *Phys. Rev. E* **71**, 045201(R) (2005); *Physica A* **351**, 126 (2005); *Phys. Rev. E* **73**, 061906 (2006).
 [15] K. Nagai, H. Nakao, and Y. Tsubo, *Phys. Rev. E* **71**, 036217 (2005); H. Nakao, K. Nagai, and K. Arai, *Prog. Theor. Phys. Suppl.* **161**, 294 (2006).
 [16] H. Nakao, K. S. Arai, K. Nagai, Y. Tsubo, and Y. Kuramoto, *Phys. Rev. E* **72**, 026220 (2005).
 [17] H. Nakao, K. Arai, and Y. Kawamura, *Phys. Rev. Lett.* **98**, 184101 (2007).
 [18] R. F. Galán, G. B. Ermentrout, and N. N. Urban, *Phys. Rev. E* **76**, 056110 (2007).
 [19] A. T. Winfree, *The Geometry of Biological Time* (Springer, New York, 2001).
 [20] Y. Kuramoto, *Chemical Oscillation, Waves, and Turbulence* (Springer, Tokyo, 1984/Dover, New York, 2003).
 [21] S. I. Marcus, *IEEE Trans. Inf. Theory* **IT-24**, 164 (1978).
 [22] R. A. Gray and N. Chattipakorn, *Proc. Natl. Acad. Sci. U.S.A.* **102**, 4672 (2005).
 [23] R. F. Galán, G. B. Ermentrout, and N. N. Urban, *Phys. Rev. Lett.* **94**, 158101 (2005).
 [24] T. Tateno and H. P. C. Robinson, *Biophys. J.* **92**, 683 (2007).
 [25] F. B. Hanson, *Applied Stochastic Processes and Control for Jump-Diffusions* (SIAM Books, Philadelphia, PA, 2007).
 [26] A. Lasota and M. C. Mackey, *Probabilistic Properties of Deterministic Systems* (Cambridge University Press, Cambridge, U.K., 1985).
 [27] E. Ott, *Chaos in Dynamical Systems* (Cambridge University Press, Cambridge, U.K., 2002).
 [28] G. B. Ermentrout and D. Saunders, *J. Comput. Neurosci.* **20**, 179 (2006).
 [29] C. Koch, *Biophysics of Computation* (Oxford University Press, Oxford, 1999).
 [30] H. Fujisaka and T. Yamada, *Prog. Theor. Phys.* **69**, 32 (1983); H. Fujisaka, *ibid.* **70**, 1264 (1983); H. Fujisaka and T. Yamada, *ibid.* **74**, 918 (1985).
 [31] A. S. Pikovsky, *Phys. Lett. A* **165**, 33 (1992).
 [32] H. Nakao, *Phys. Rev. E* **58**, 1591 (1998).
 [33] S. Kitada, *Physica A* **370**, 539 (2006).
 [34] B. Pfeuty, G. Mato, D. Golomb, and D. Hansel, *Neural Comput.* **17**, 633 (2005).
 [35] Y. Kawamura, H. Nakao, K. Arai, H. Kori, and Y. Kuramoto, *Phys. Rev. Lett.* **101**, 024101 (2008).